



Allegheny County Jail Oversight Board Meeting

March 2023

Information Dates

2/16/2023 through 3/15/2023

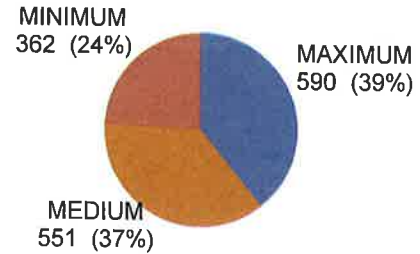
Report Last Updated: 3/21/2023

I. Census

The monthly census snapshot below shows the point in time Jail population as of **3/1/2023**.

1. Jail census by security classification level

	Female	Male	Grand Total
MAXIMUM	36	554	590
MEDIUM	45	506	551
MINIMUM	65	297	362
Grand Total	146	1,357	1,503



2. Jail census by gender

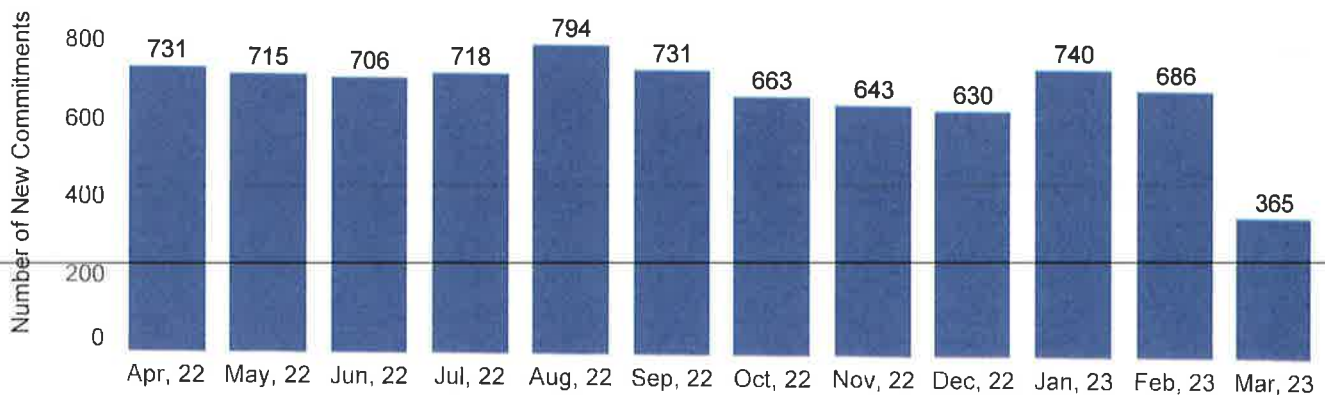
	Female	Male	Grand Total
Adults	146	1,335	1,481
Juveniles	0	22	22
Grand Total	146	1,357	1,503

3. Alternative Housing census

	Female	Male	Grand Total
	23	114	137

4. New commitments to the jail for the past 12 months

Note that data for the most recent month is only through the 15th of the month.



II. Programs and Services

1. Alternative Housing, Re-Entry, and Hope Pre-Release Programs

Tables below present unduplicated counts of active clients, newly enrolled clients, clients who exited the program, clients who successfully completed the program, as well as successful completion rates for the reporting time period (2/16/2023 - 3/15/2023)

1.1 Alternative Housing Programs

Program	Total Active	New Clients	Exited Clients	Clients Who Successfully Completed	Successful Completion Rate
Renewal	147	47	34	21	62%
Passages to Recovery	50	14	15	5	33%
Grand Total	197	61	49	26	53%

1.2 Re-Entry and Hope Programs

Program	Total Active	New Clients	Exited Clients	Clients Who Successfully Completed	Successful Completion Rate
Re-Entry (Detained)	60	7	7	2	29%
Re-Entry (Sentenced)	58	3	6	1	17%
Re-Entry (Court Ordered)	0	0	0	0	
Hope Pod	75	3	0	0	
Grand Total	193	13	13	3	23%

2. Other inmate programs in ACJ (2/16/2023 - 3/15/2023)

2.1 AA and NA 12 Step Meetings

Alcoholics Anonymous and Narcotics Anonymous (AA / NA) 12 Step Fellowship Meetings are held 5 times per week. Male and female inmates participate voluntarily in these meetings. Table below shows how many males and females attended the meetings during reporting period. Note that these are not distinct client counts - if a person attended the meeting twice, they will be counted twice.

Number of Meetings Attended	Female	Male	Grand Total
AA	0	46	46
NA	0	0	0
Grand Total	0	46	46


3. Services by number of participants

Services provided by **contracted providers** or **volunteers** in **Allegheny County Jail** or at the **Alternative Housing Facilities** are shown in the charts below and in the table on the following page. In addition to the services shown on below, inmates in Alternative Housing may also be referred out to services in the community. These outside referrals are shown in the following pages.

3.1 Services offered in ACJ during reporting timeframe

The below set of tables and figures present counts of active services, new services, closed services, successfully completed services, as well as successful completion rates for the reporting time period (2/16/2023 - 3/15/2023)

Active services (count of services)



New services (count of services), service closures (count of services), and service completion rates

	Active Services	New Services	Closed Services	Services Successfully Completed	Successful Completion Rate
Batterers Intervention Program	97	1	15	10	67%
Cognitive Behavioral Treatment	47	0	47	45	96%
Diversion Drug and Alcohol	76	26	18	17	94%
Education	55	0	0	0	
Family Support	40	0	0	0	
Grand Total	315	27	80	72	90%

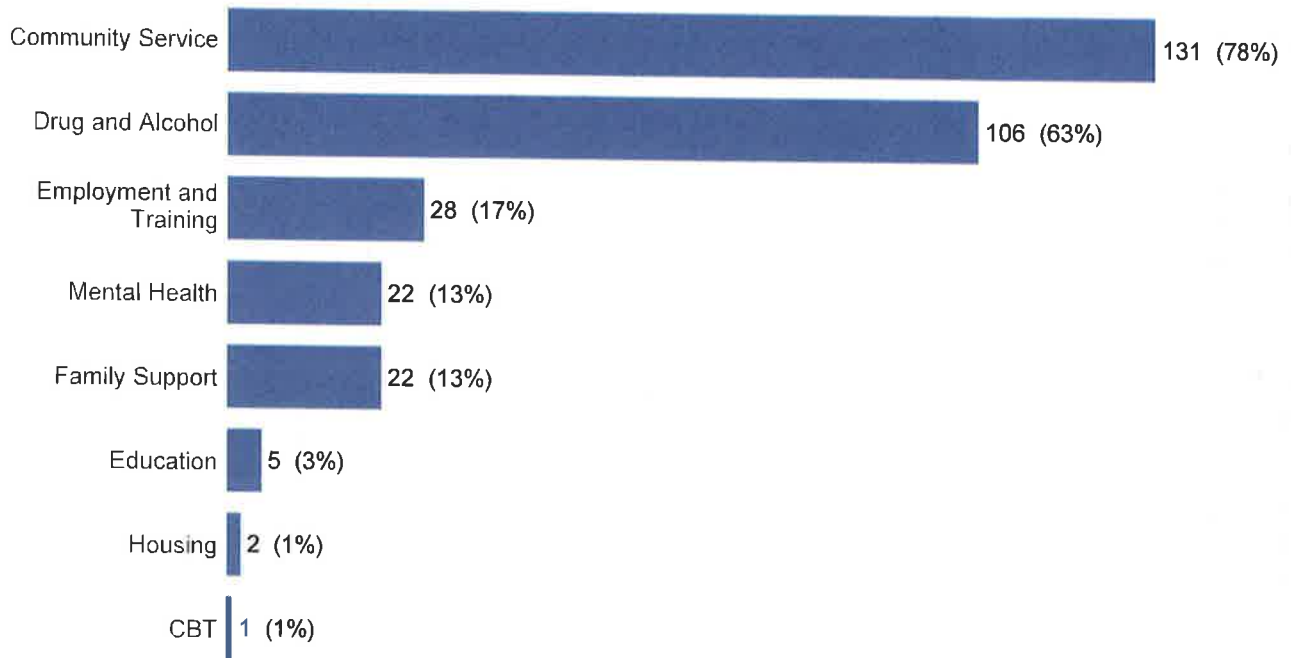
Closure reasons (count of services)

Service Name	Successful Completion	Withdrew/Removed	Release/Transfer	Other	Total
Batterers Intervention Program	10	0	5	0	15
Cognitive Behavioral Treatment	45	0	1	1	47
Diversion Drug and Alcohol	17	0	0	1	18
Grand Total	72	0	6	2	80

3.2 Services offered in Alternative Housing sites during reporting timeframe

The below set of tables and figures on this page present counts of active services, new services, closed services, successfully completed services, as well as successful completion rates for the reporting time period (2/16/2023 - 3/15/2023)
 Note: CBT stands for Cognitive Behavioral Therapy.

Active services (count of services)



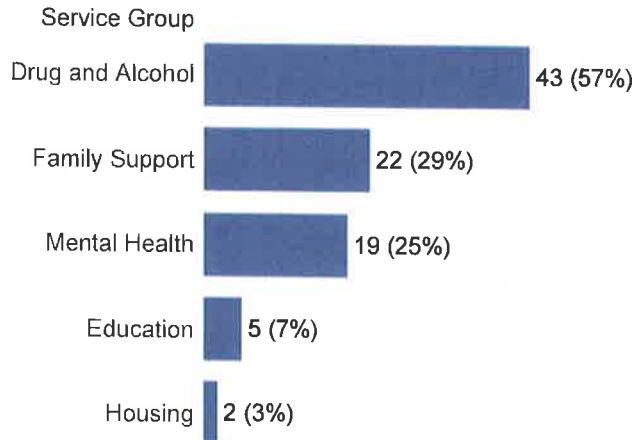
New services (count of services), service closures (count of services), and service completion rates

Program	Service Group	Active Services	New Services	Closed Services	Services Successfully Completed	Program Successful Completion Rate
Renewal	Drug and Alcohol	58	17	13	11	84.62%
	Employment and Training	25	19	20	18	90.00%
	Mental Health	17	2	0	0	
Passages to Recovery	Drug and Alcohol	40	10	7	2	28.57%
	Employment and Training	2	1	1	1	100.00%
	Mental Health	4	1	1	0	0.00%

Outside service referrals (count of service referrals)

The following are additional service referrals made to **outside agencies** in the **community** for inmates in **Alternative Housing**. Social services include public benefits, transportation assistance, child care, legal aid, and other services.

Active Services from Outside Referrals



Services by Site from Outside Referrals

Program	Service Group	Active Services
Renewal	Drug and Alcohol	43
	Mental Health	15
	Housing	2
	Education	2
	Family Support	1
Passages to Recovery	Family Support	21
	Mental Health	4
	Education	3

Community Service

Program	Active Services	Total Community Service Hours
Renewal	87	4,414
Passages to Recovery	40	1,196

Employed as of 3/15/2023

Program	Total Employed
Renewal	32
Passages to Recovery	5

3.3 Chaplain's Office and Religious Services

Note: All Chaplaincy data is for the month of Feb 2023.

Participation in religious services, religious study groups, and pastoral visitation

Total attendance within the timeframe may include duplicate counts of inmates served if inmates choose to participate in more than one service or group per month or request multiple visitations in one month.

Religious Services for Sp..	Services	Group Study	Visitation	Total
Buddhist*	50	0	4	54
Catholic*	4	26	164	194
Jehovah's Witness*	0	0	0	0
Jewish*	0	0	0	0
Muslim*	0	8	21	29
Native American	0	0	0	0
Protestant*	0	103	203	306
Total	54	137	392	583

*These services were also broadcast on television although exact viewer counts are not available.

General visitation

Visitation is conducted by professional and volunteer chaplains, seminarians, and designated religious advisors and usually occurs on the hou..

Notifications

Professional Chaplain	378	Notifications to inmates regarding death of a family member	1
Volunteer Chaplain	131	Notifications to inmates regarding illness of a family member	3
Religious Advisor	0	Notifications to family regarding death of an inmate	0
Total	509	Notifications to family regarding serious illness of an inmate	0
Disciplinary Housing Unit (DHU)	17	Contact visits related to death or serious illness	0
Mental Health Pod	25	Total	4
Total	42		

Other inmate services

# of inmates receiving New Court Orientation	0
# of Indigent inmates receiving care packages	6
# of Inmates receiving reading glasses	10
Total	16

III. Visitation

The percent of inmates receiving visits is calculated as the unduplicated number of inmates who received a visit divided by the total number of inmates in the facility during the timeframe. This total number of inmates includes those who are incarcerated for only a few days or weeks.

All visitation counts are for report period (2/16/2023 - 3/15/2023) except for family and juvenile contact visits, which are for the month of February 2023.

1. ACJ Visitations

Contact visits	Regular visits	
	Total visits	875
	Number of inmates receiving visits	557
	Percent of inmates receiving visits	24%
Structured family contact visits	Juvenile contact visits	
0	4	

2. Alternative Housing Visitations

	Passages to Recovery	Renewal	Grand Total
Total visits	12	3	15
Residents receiving visits	4	2	6
Total residents during time period	36	100	136
Percent of inmates receiving visits	11%	2%	4%

IV. Alternative Housing Walkaways and Revocations

Revocations to Jail include all returns to the Jail from Alternative Housing. Returns may occur due to health or medical reasons, court orders, or behavioral infractions. Walkaways from Alternative housing are inmates approved to attend outside activities such as a job, and they do not return to the facility by their curfew. This may include individuals who returned to the facility the same day or have been found and returned to ACJ directly. (2/16/2023 - 3/15/2023)

	Walkaways	Revocation to jail
Alternative Housing (Renewal)	4	11
Alternative Housing (The Program Center)	1	2
Grand Total	5	13

V. Staffing

Staffing is reported by facility for the timeframe. Staff numbers may not include all contracted and volunteer personnel. (2/16/2023 - 3/15/2023)

Location	Full Time Staff	Part Time Staff	Total Staff
Allegheny County Jail	544	7	551
Renewal	142	5	147
The Program for Offenders (ACTA and WH)	45	9	54

VI. Healthcare Services

Category	Healthcare Services	12/16/22 to 01/15/23	1/16/23 to 02/15/23	2/16/23 to 3/15/23
I. All Residents	Pre-screens at Booking	1,271	1,401	1,287
	H&Ps	652	792	746
	Cases of TB	0	0	0
	Positive STD's	15	13	2
II. Females	OBGYN Clinic Visits	27	36	37
	No. of pregnant women	11	14	16
	Pregnant Females on Methadone	0	0	0
	Pregnant Females on Subutex	1	0	0
III. Services	Clinic Visits	94	152	107
	Dental Visits	331	379	342
	Offsite Specialty Referrals	43	57	53
	Surgeries	6	5	2
	ER Runs	35	36	25
IV. Housing	Medical Housing Unit Admissions	56	47	48
	Medical Housing Unit (Average length of stay)	3.69	2.54	4.85
	MH Admissions	47	68	59
V. Mental Health	MH Referrals @ Intake	89	96	63
	BH Restraint Events	0	0	0
	Suicide Attempts	2	4	0
	Suicides	0	0	0
	Commitments to Torrance	8	7	12
	Admissions to Torrance	5	4	7
	Returns from Torrance	4	3	6
VI. Substance Use Services D&A (no. of new admissions)		4	18	5

ACJ Healthcare Vacancy Report

Vacancy report does not include all contracted personnel. Part-time positions are 16hr/week.
Staffing is reported for the timeframe: 2/17/23 – 3/20/23

Allegheny County Employees	Full Time Staff	Part Time Staff
HEALTH SERVICES ADMINISTRATOR	0	
DEPUTY HEALTH SERVICES ADMINISTRATOR	0	
DIRECTOR OF NURSING	0	
ASSISTANT DIRECTOR OF NURSING	3	
DIRECTOR OF SUBSTANCE USE PROGRAMS	0	
DIRECTOR OF MENTAL HEALTH PROGRAMS	0	
CLINIC MANAGER	0	
STAFF EDUCATOR	1	
HEALTHCARE SOCIAL WORKER	2	
INFECTIOUS DISEASE DIRECTOR	1	
INFECTIOUS DISEASE COORDINATOR	1	
PUBLIC HEALTH NURSE	1	
SUBSTANCE USE RECOVERY NURSE	1	
HEALTHCARE ADMINISTRATION COORDINATORS	3	
DISCHARGE PLANNERS	0	
LICENSED PRACTICAL NURSE	5	1
MEDICAL ASSISTANT	8	3
CERTIFIED NURSING ASSISTANT	5	
MEDICAL RECORDS CLERK	1	
MENTAL HEALTH REG NURSE	4	1
MENTAL HEALTH SPECIALIST	4	0
PHARMACY/ MEDICATION TECHNICIAN	4	
BEHAVIORAL HEALTH REHABILITATIVE SPECIALIST	4	1
REGISTERED NURSE	12	4
SUBSTANCE ABUSE COUNSELOR	4	
THERAPIST	8	
AHN Employees	Full Time Staff	Part Time Staff
CHIEF OF CLINICAL SERVICES, MEDICAL DIRECTOR	1	
PHYSICIANS (PRIMARY CARE)	0	
ADVANCED PRACTICE PROVIDER (PRIMARY CARE)	0	0
PSYCHIATRIC DIRECTOR	1	
PHYSICIANS (PSYCHIATRISTS)	0	0
ADVANCED PRACTICE PROVIDER (Mental Health)	0	0
PSYCHOLOGIST	1	
ADDICTIONS MEDICINE ADVANCED PRACTICE PROVIDER	0	
BEHAVIORAL HEALTH CONSULTANT	1	
RADIOLOGY TECHNICIAN	0	
PHLEBOTOMIST	1	
Total County Vacancies	73	10
Total AHN Vacancies	5	0
Total Vacancies	88	54.25%

With our contracted personnel included, our vacancy rate is 29.59%.

Electronic Monitoring Program

February 2023

For the month of February the Electronic Monitoring Unit saved 22,698 jail bed days.

The population on February 1, 2023

643 people

Kim B. Clark
President Judge
Court of Common
Pleas

New Cases Assigned	Active During the Month
108	750

Jill E. Rangos
Administrative
Judge
Criminal Division

Number of People Exiting EM		
Cases Completed Successfully	Successful	100
Cases Removed for Violations	Absconders*	7
	New Arrests During Supervision	5
	Technical Violations of Program	9
Total Exited Program During the Month		121

Alan Pelton
Deputy Director

The population on the last day of February 2023

630 people

Managers
Sanjeev Baidyaroy
Charlene Christmas
Stephen Esswein
Renawn Harris
Ashlee Lynn
Robert O'Brien

Breakdown of Case Type for People Active at End of Month	
IP Sentence	322
Pre Trial (BA)	103
Drug Court	64
DUI Court	52
Co-op Supervision	32
Probation	21
Detainer	10
Parole	10
District Judge	5
Sex Offender Court	5
Veterans Court	4
EM Sentence	3
Mental Health Court	1
Grand Total	630