



## **Allegheny County Jail Oversight Board Meeting**

April 2024

Information Dates

3/16/2024 through 4/15/2024

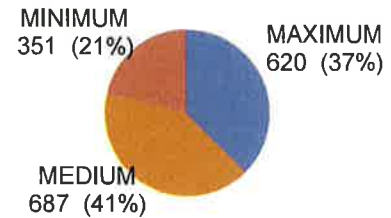
Report Last Updated: 4/26/2024

# I. Census

The monthly census snapshot below shows the point in time Jail population as of **4/1/2024**.

## 1. Jail census by security classification level

	Female	Male	Grand Total
MAXIMUM	33	587	620
MEDIUM	92	595	687
MINIMUM	60	291	351
Grand Total	185	1,473	1,658



## 2. Jail census by gender

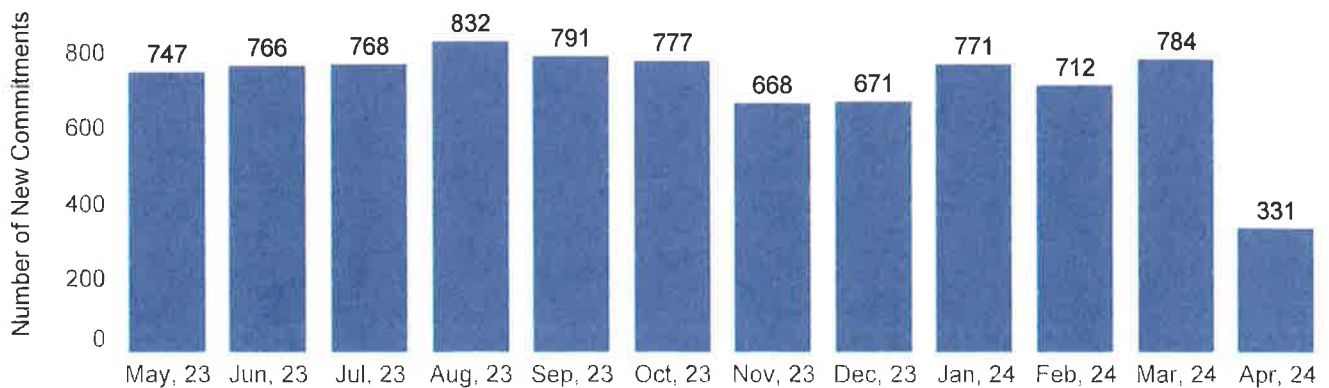
	Female	Male	Grand Total
Adults	184	1,454	1,638
Juveniles	1	19	20
Grand Total	185	1,473	1,658

## 3. Alternative Housing census

Female	Male	Grand Total
11	70	81

## 4. New commitments to the jail for the past 12 months

**Note** that data for the most recent month is only through the 15th of the month.



## II. Programs and Services

### 1. Alternative Housing, Re-Entry, and Hope Pre-Release Programs

Tables below present unduplicated counts of active clients, newly enrolled clients, clients who exited the program, clients who successfully completed the program, as well as successful completion rates for the reporting time period (3/16/2024 - 4/15/2024)

#### 1.1 Alternative Housing Programs

Program	Total Active	New Clients	Exited Clients	Clients Who Successfully Compl..	Successful Completion Rate
Renewal	69	22	22	8	36%
Passages to Recovery	39	9	10	4	40%
Grand Total	108	31	32	12	38%

#### 1.2 Re-Entry and Hope Programs

Program	Total Active	New Clients	Exited Clients	Clients Who Successfully Com..	Successful Completion Rate
Re-Entry (Sentenced)	67	4	5	4	80%
Hope Pod	93	54	52	47	90%
Re-Entry (Detained)	47	3	2	1	50%
Re-Entry (Court Ordered)	1	0	0	0	
Total	208	61	59	52	88%

### 2. Other inmate programs in ACJ (3/16/2024 - 4/15/2024)

#### 2.1 AA and NA 12 Step Meetings

Alcoholics Anonymous and Narcotics Anonymous (AA / NA) 12 Step Fellowship Meetings are held 5 times per week. Male and female inmates participate voluntarily in these meetings. Table below shows how many males and females attended the meetings during reporting period. Note that these are not distinct client counts - if a person attended the meeting twice, they will be counted twice.

Number of Meetings Attended	Female	Male	Grand Total
AA	0	46	46
NA	0	0	0
Grand Total	0	46	46

### 3. Services by number of participants

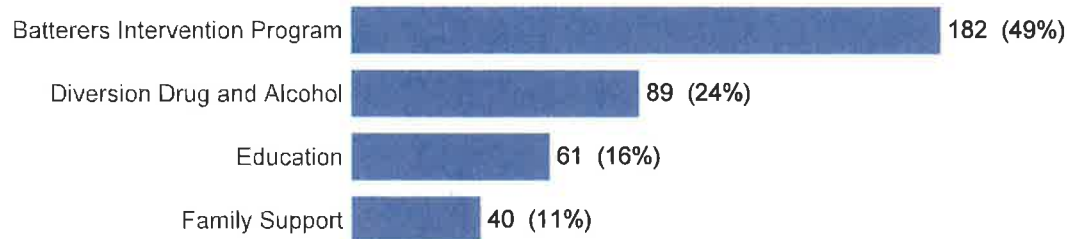
Services provided by **contracted providers** or **volunteers** in **Allegheny County Jail** or at the **Alternative Housing Facilities** are shown in the charts below and in the table on the following page.

In addition to the services shown on below, inmates in Alternative Housing may also be referred out to services in the community. These outside referrals are shown in the following pages.

#### 3.1 Services offered in ACJ during reporting timeframe

The below set of tables and figures present counts of active services, new services, closed services, successfully completed services, as well as successful completion rates for the reporting time period **(3/16/2024 - 4/15/2024)**

##### Active services (count of services)



##### New services (count of services), service closures (count of services), and service completion rates

	Active Services	New Services	Closed Services	Services Successfully Completed	Successful Completion Rate
Batterers Intervention Program	182	0	9	5	56%
Diversion Drug and Alcohol	89	25	25	15	60%
Education	61	14	15	3	20%
Family Support	40	0	0	0	
Grand Total	372	39	49	23	47%

##### Closure reasons (count of services)

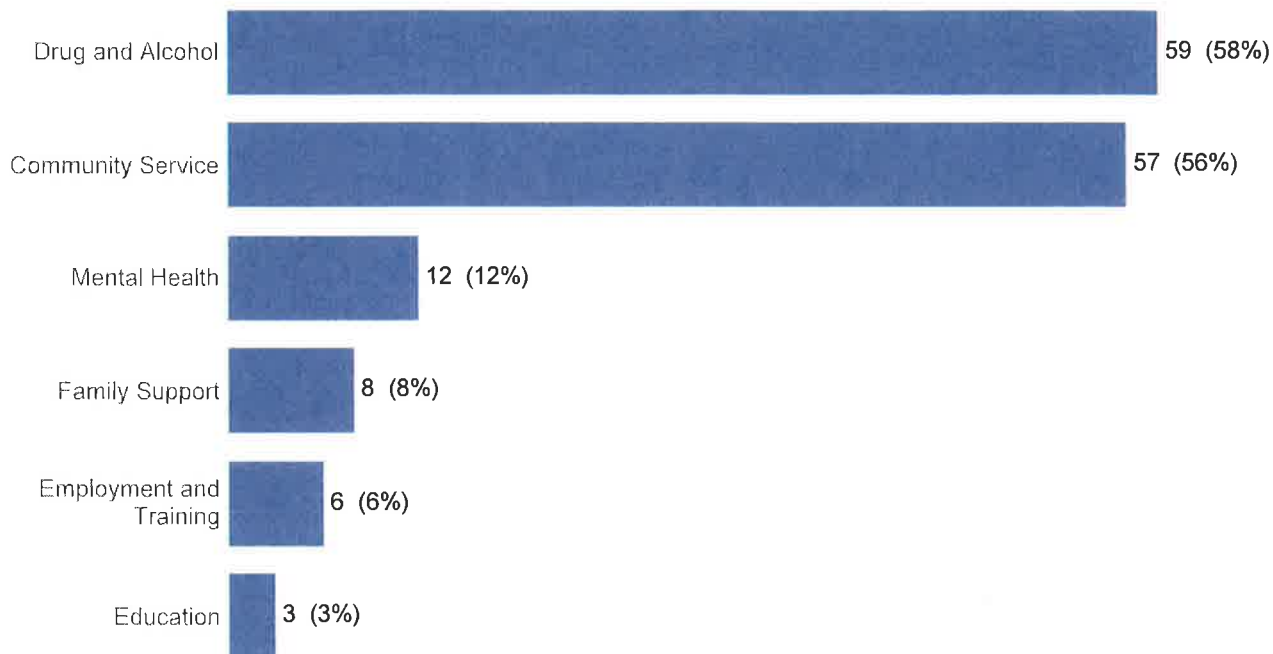
Service Name	Successful Completion	Withdrew/Removed	Release/Transfer	Other	Total
Batterers Intervention Program	5	0	3	1	9
Diversion Drug and Alcohol	15	5	2	3	25
Education	3	6	5	1	15
Grand Total	23	11	10	5	49

### 3.2 Services offered in Alternative Housing sites during reporting timeframe

The below set of tables and figures on this page present counts of active services, new services, closed services, successfully completed services, as well as successful completion rates for the reporting time period (3/16/2024 - 4/15/2024)

Note: CBT stands for Cognitive Behavioral Therapy.

#### Active services (count of services)



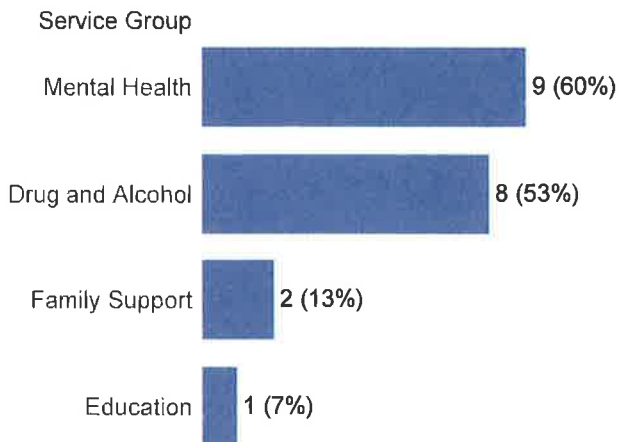
#### New services (count of services), service closures (count of services), and service completion rates

Program	Service Group	Active Services	New Services	Closed Services	Services Successfully Completed	Program Successful Completion Rate
Renewal	Drug and Alcohol	11	4	1	1	100.00%
	Employment and Training	3	2	0	0	
	Mental Health	8	3	0	0	
Passages to Recovery	Drug and Alcohol	35	8	1	0	0.00%
	Employment and Training	1	0	0	0	
	Mental Health	1	0	0	0	

**Outside service referrals (count of service referrals)**

The following are additional service referrals made to **outside agencies** in the **community** for inmates in **Alternative Housing**. Social services include public benefits, transportation assistance, child care, legal aid, and other services.

**Active Services from Outside Referrals**



**Services by Site from Outside Referrals**

Program	Service Group	Active Services
Renewal	Mental Health	8
	Drug and Alcohol	8
	Education	1
Passages to Recovery	Family Support	2
	Mental Health	1

**Community Service**

Program	Active Services	Total Community Service Hours
Renewal	35	1,002.6
Passages to Recovery	15	103.1

**Employed as of 4/15/2024**

Program	Total Employed
Passages to Recovery	4
Renewal	11

### 3.3 Chaplain's Office and Religious Services

**Note:** All Chaplaincy data is for the month of **Mar 2024**.

#### Participation in religious services, religious study groups, and pastoral visitation

Total attendance within the timeframe may include duplicate counts of inmates served if inmates choose to participate in more than one service or group per month or request multiple visitations in one month.

Group Study	Visitation	Total
0	9	131
	35	59
42	300	422
151	234	612
193	584	1230
N/A	6	6
	N/A	0
	Unk	0

\*These services were also broadcast on television although exact viewer counts are not available.

#### General visitation

Visitation is conducted by professional and volunteer chaplains, seminarians, and designated religious advisors and usually occurs on the hou..

#### Notifications

		Notifications to inmates regarding death of a family member	1
Professional Chaplain	403	Notifications to inmates regarding illness of a family member	0
Volunteer Chaplain	181	Notifications to family regarding death of an inmate	0
Religious Advisor	0	Notifications to family regarding serious illness of an inmate	0
Total	584	Contact visits related to death or serious illness	0
Disciplinary Housing Unit (DHU)	10	Total	1
Mental Health Pod	28		
Total	38		

#### Other inmate services

# of Indigent inmates receiving care packages	10
# of Inmates receiving reading glasses	22
Total	32

### III. Visitation

The percent of inmates receiving visits is calculated as the unduplicated number of inmates who received a visit divided by the total number of inmates in the facility during the timeframe. This total number of inmates includes those who are incarcerated for only a few days or weeks.

All visitation counts are for report period (3/16/2024 - 4/15/2024) except for family and juvenile contact visits, which are for the month of March 2024.

#### 1. ACJ Visitations

Contact visits	Regular visits	
88	Total visits	1,111
	Number of inmates receiving visits	710
	Percent of inmates receiving visits	29%
	<b>Juvenile contact visits</b>	
	9	

#### 2. Alternative Housing Visitations

	Passages to Recovery	Grand Total
Total visits	22	22
Residents receiving visits	6	6
Total residents during time period	50	50
Percent of inmates receiving visits	12%	12%

### IV. Alternative Housing Walkaways and Revocations

Revocations to Jail include all returns to the Jail from Alternative Housing. Returns may occur due to health or medical reasons, court orders, or behavioral infractions. Walkaways from Alternative housing are inmates approved to attend outside activities such as a job, and they do not return to the facility by their curfew. This may include individuals who returned to the facility the same day or have been found and returned to ACJ directly. (3/16/2024 - 4/15/2024)

Program	Walkaways	Revocation to jail
Passages to Recovery	4	2
Renewal	5	9

### V. Staffing

Staffing is reported by facility for the timeframe. Staff numbers may not include all contracted and volunteer personnel. (3/16/2024 - 4/15/2024)

Location	Full Time Staff	Part Time Staff	Total Staff
Allegheny County Jail	582	7	589
Passages to Recovery	45	7	52
Renewal	147	7	154



## VI. Healthcare Services

Category	Healthcare Services	1/16/24 to 2/15/24	2/16/24 to 3/15/24	3/16/24 to 4/15/24
I. All Residents	Pre-screens at Booking	1,411	1,338	1,374
	H&Ps	855	759	824
	Cases of TB	1	3	4
	Positive STD's	33	40	27
II. Females	OBGYN Clinic Visits	35	55	28
	No. of pregnant women	13	5	11
	Pregnant Females on Methadone	0	0	0
	Pregnant Females on Subutex	1	2	2
III. Services	Clinic Visits	465	281	286
	Dental Visits	264	489	461
	Offsite Specialty Referrals	63	50	45
	Surgeries	1	2	3
	ER Runs	45	58	57
IV. Housing	Medical Housing Unit Admissions	63	63	81
	Medical Housing Unit (Average length of stay)	3.31	3.53	3.86
	MH Admissions	66	78	96
V. Mental Health	MH Referrals @ Intake	95	84	87
	BH Restraint Events	0	0	0
	Suicide Attempts	2	3	3
	Suicides	0	0	0
	Commitments to Torrance	11	7	7
	Admissions to Torrance	10	6	7
	Returns from Torrance	3	3	5
VI. Substance Use Services D&A (no. of new admissions)	24	37	19	

## VII. Program Capacity

Program Name	Organization	Max Capacity	# of Groups Per Week
Adult Basic Ed (k-5)	AIU	8	4
Batter's Education	Wesley Family Services	20	4
Computer Literacy	AIU	15	4
Coping Skills and Journaling	Maya	20	1
Creative Writing	Write Pittsburgh	15	2
Fatherhood	AIU	15	2
Female GED (K-12)	AIU	10	4
FREE-Workforce Development	ACJ Re-Entry Team	17	2
GED (9-12)	AIU	15	4
Grief Support	HOPE Chaplaincy	10	1
Harm Reduction Education	ACJ Diversion Team	20	2
Men in the Know	PAAR	17	2
Mindfulness and Meditation	Maya	20	1
Parenting	Amachi	20	2
Peace Education	Bo Mesing	20	2
Planning for the Future	Maya	20	1
Positive Parenting Program	A Childs Place	15	1
Pre GED Ed (6-8)	AIU	12	4
Preapprentiship Class	AIU	15	4
Preapprentiship Prep *	AIU	8	4
Purpose with Intent	The Worx!	17	2
Trauma Groups	PAAR	17	1

	<b>12/16/23 to 1/15/24</b>	<b>1/16/24 to 2/15/24</b>	<b>2/16/24 to 3/15/24</b>	<b>3/16/24 to 4/15/24</b>	<b>4/16/24 to 5/15/24</b>
<b>Clinic Visits</b>	247	465	281	286	
<b>H&amp;Ps</b>	712	855	759	824	
<b>OBGYN Clinic Visits</b>	31	35	55	28	
<b>No. of pregnant women</b>	12	13	5	11	
<b>Pregnant Females on Methadone</b>	0	0	0	0	
<b>Pregnant Females on Subutex</b>	1	1	2	2	
<b>Dental Visits</b>	375	264	489	461	
<b>Medical Housing Unit Admissions</b>	70	63	63	81	
<b>Medical Housing Unit (Average length of stay)</b>	4.09	3.31	3.53	3.86	
<b>ER Runs</b>	43	45	58	57	
<b>Offsite Specialty Referrals</b>	40	63	50	45	
<b>Surgeries</b>	2	1	2	3	
<b>Intake Screens</b>	712	855	759	824	
<b>Pre-screens at Booking</b>	1240	1411	1338	1374	
<b>D&amp;A (no. of new admissions)</b>	27	24	37	19	
<b>MH Admissions</b>	85	66	78	96	
<b>MH Referrals @ Intake</b>	75	95	84	87	
<b>Admissions to Torrance</b>	2	10	6	7	
<b>Commitments to Torrance</b>	6	11	7	7	
<b>Returns from Torrance</b>	6	3	3	5	
<b>BH Restraint Events</b>	0	0	0	0	
<b>Suicides</b>	0	0	0	0	
<b>Suicide Attempts</b>	0	2	3	3	
<b>Cases of TB</b>	3	1	3	4	
<b>Positive STD's</b>	12	33	40	27	

## ACJ Healthcare Vacancy Report

Vacancy report does not include all contracted personnel. Part-time positions are 16hr/week.  
Staffing is reported for the timeframe: 3/21/2024 – 4/19/2024

<b>Allegheny County Employees</b>	<b>Full Time Staff</b>	<b>Part Time Staff</b>
DEPUTY WARDEN OF HEALTH SERVICES	1	
DEPUTY HEALTH SERVICES ADMINISTRATOR	0	
DIRECTOR OF NURSING	0	
ASSISTANT DIRECTOR OF NURSING	3	
DIRECTOR OF SUBSTANCE USE PROGRAMS	0	
DIRECTOR OF MENTAL HEALTH PROGRAMS	0	
CLINIC MANAGER	0	
STAFF EDUCATOR	0	
HEALTHCARE OFFICE MANAGER	0	
QUALITY IMPROVEMENT MANAGER	0	
HEALTHCARE SOCIAL WORKER	2	
INFECTIOUS DISEASE DIRECTOR	1	
INFECTIOUS DISEASE COORDINATOR	0	
PUBLIC HEALTH NURSE	0	
SUBSTANCE USE RECOVERY NURSE	9	
HEALTHCARE ADMINISTRATION COORDINATORS	1	
DISCHARGE PLANNERS	0	
LICENSED PRACTICAL NURSE	6	0
MEDICAL ASSISTANT	7	4
CERTIFIED NURSING ASSISTANT	5	
MEDICAL RECORDS CLERK	0	
MENTAL HEALTH REG NURSE	5	1
MENTAL HEALTH SPECIALIST	6	0
PHARMACY/ MEDICATION TECHNICIAN	4	1
BEHAVIORAL HEALTH REHABILITATIVE SPECIALIST	4	1
REGISTERED NURSE	14	4
SUBSTANCE ABUSE COUNSELOR	5	
THERAPIST	8	
SUBSTANCE ABUSE CASE MANAGER	1	
<b>AHN Employees</b>	<b>Full Time Staff</b>	<b>Part Time Staff</b>
DIRECTOR OF OPERATIONS	0	
CHIEF OF CLINICAL SERVICES, MEDICAL DIRECTOR	1	
PHYSICIANS (PRIMARY CARE)	0	
ADVANCED PRACTICE PROVIDER (PRIMARY CARE)	1	0
PSYCHIATRIC DIRECTOR	0	
PHYSICIANS (PSYCHIATRISTS)	1	0
ADVANCED PRACTICE PROVIDER (Mental Health)	0	0
PSYCHOLOGIST	1	
ADDICTIONS MEDICINE ADVANCED PRACTICE PROVIDER	0	
BEHAVIORAL HEALTH CONSULTANT	1	
RADIOLOGY TECHNICIAN	0	
PHLEBOTOMIST	1	
<b>Total County Vacancies</b>	<b>81</b>	<b>11</b>
<b>Total AHN Vacancies</b>	<b>6</b>	<b>0</b>
<b>Total Vacancies</b>	<b>98</b>	<b>57.2%</b>

**With our contracted personnel included, our vacancy rate is 13.4%.**

# Electronic Monitoring Program

March 2024

For the month of March the Electronic Monitoring Unit saved 26,715 jail bed days.

**The population on March 1, 2024**

**633 people**

	New Cases Assigned	Active During the Month	
<b>Susan Evashavik DiLucente</b> President Judge Court of Common Pleas	48	681	
	Number of People Exiting EM		
	Cases Completed Successfully	Successful	33
	Cases Removed (not due to violations)	Death	1
<b>Jill E. Rangos</b> Administrative Judge Criminal Division	Cases Removed for Violations	Absconders*	2
		Technical Violations of Program	2
	<b>Total Exited Program During the Month</b>		<b>38</b>

**The population on the last day of March 2024**

**643 people**

	<u>Breakdown of Case Type for People Active at End of Month</u>	
<b>Ashlee Lynn</b> Deputy Director of Operations	IP Sentence	286
<b>Robert O'Brien</b> Deputy Director of Administration	Pre Trial (BA)	117
	DUI Court	78
	Drug Court	60
<b>Managers</b> Sanjeev Baidyaroy Charlene Christmas Stephen Esswein Renawn Harris	Co-op Supervision	39
	Detainer	19
	Probation	18
	District Judge	9
	Parole	6
	Sex Offender Court	4
	Veterans Court	4
	Mental Health Court	3
	<b>Grand Total</b>	<b>643</b>