



## **Allegheny County Jail Oversight Board Meeting**

February 2024

Information Dates

1/16/2024 through 2/15/2024

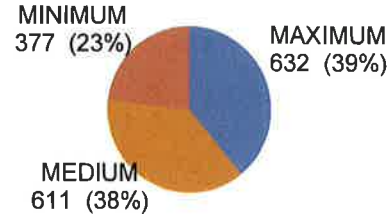
Report Last Updated: 2/22/2024

# I. Census

The monthly census snapshot below shows the point in time Jail population as of **2/1/2024**.

## 1. Jail census by security classification level

	Female	Male	Grand Total
MAXIMUM	43	589	632
MEDIUM	72	539	611
MINIMUM	73	304	377
Grand Total	188	1,432	1,620



## 2. Jail census by gender

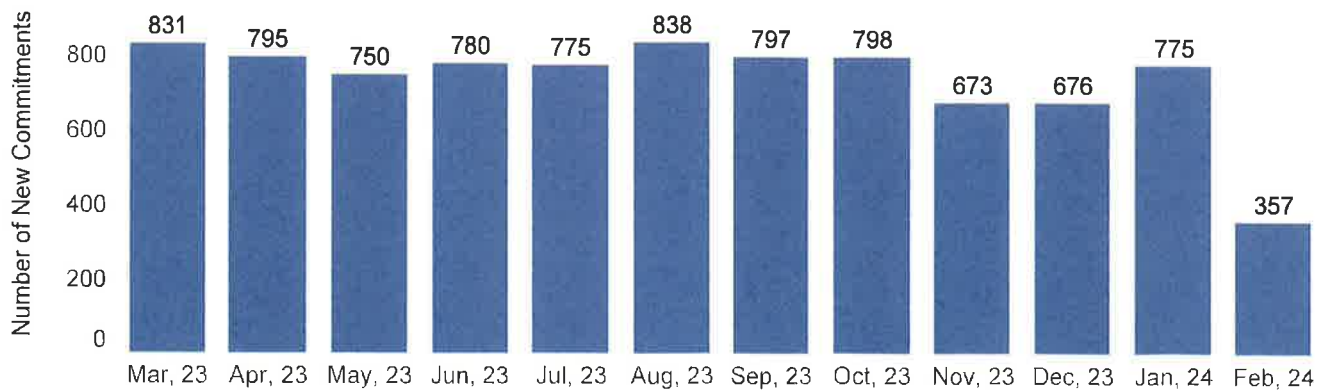
	Female	Male	Grand Total
Adults	187	1,412	1,599
Juveniles	1	20	21
Grand Total	188	1,432	1,620

## 3. Alternative Housing census

	Female	Male	Grand Total
	16	85	101

## 4. New commitments to the jail for the past 12 months

**Note** that data for the most recent month is only through the 15th of the month.



## II. Programs and Services

### 1. Alternative Housing, Re-Entry, and Hope Pre-Release Programs

Tables below present unduplicated counts of active clients, newly enrolled clients, clients who exited the program, clients who successfully completed the program, as well as successful completion rates for the reporting time period (1/16/2024 - 2/15/2024)

#### 1.1 Alternative Housing Programs

Program	Total Active	New Clients	Exited Clients	Clients Who Successfully Completed	Successful Completion Rate
Renewal	130	49	55	29	53%
Passages to Recovery	51	14	16	1	6%
Grand Total	180	63	71	30	42%

#### 1.2 Re-Entry and Hope Programs

Program	Total Active	New Clients	Exited Clients	Clients Who Successfully Completed	Successful Completion Rate
Re-Entry (Detained)	50	6	3	1	33%
Re-Entry (Sentenced)	62	7	4	2	50%
Hope Pod	106	58	29	0	0%
Grand Total	212	71	36	3	8%

### 2. Other inmate programs in ACJ (1/16/2024 - 2/15/2024)

#### 2.1 AA and NA 12 Step Meetings

Alcoholics Anonymous and Narcotics Anonymous (AA / NA) 12 Step Fellowship Meetings are held 5 times per week. Male and female inmates participate voluntarily in these meetings. Table below shows how many males and females attended the meetings during reporting period. Note that these are not distinct client counts - if a person attended the meeting twice, they will be counted twice.

Number of Meetings Attended	Female	Male	Grand Total
AA	0	42	42
NA	0	0	0
Grand Total	0	42	42

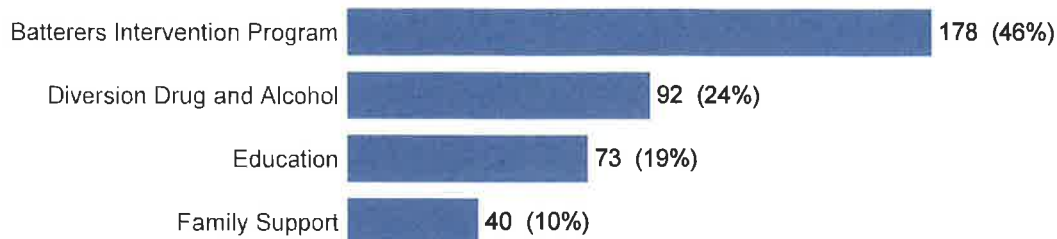
### 3. Services by number of participants

Services provided by **contracted providers** or **volunteers** in **Allegheny County Jail** or at the **Alternative Housing Facilities** are shown in the charts below and in the table on the following page. In addition to the services shown on below, inmates in Alternative Housing may also be referred out to services in the community. These outside referrals are shown in the following pages.

#### 3.1 Services offered in ACJ during reporting timeframe

The below set of tables and figures present counts of active services, new services, closed services, successfully completed services, as well as successful completion rates for the reporting time period (1/16/2024 - 2/15/2024)

##### Active services (count of services)



##### New services (count of services), service closures (count of services), and service completion rates

Service Name	Active Services	New Services	Closed Services	Services Successfully Completed	Successful Completion Rate
Batterers Intervention Program	178	1	8	7	88%
Diversion Drug and Alcohol	92	35	35	23	66%
Education	72	30	32	7	22%
Family Support	40	0	0	0	
Grand Total	382	66	75	37	49%

##### Closure reasons (count of services)

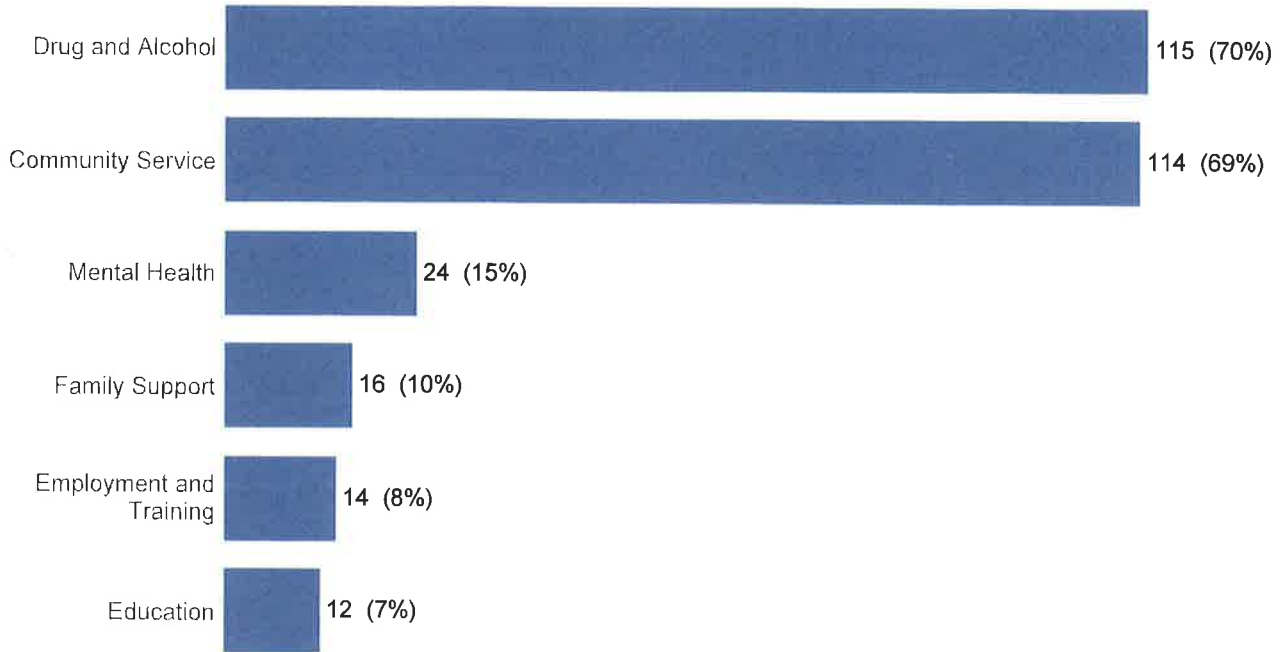
Service Name	Successful Completion	Withdrew/Removed	Release/Transfer	Other	Total
Batterers Intervention Program	7	0	0	1	8
Diversion Drug and Alcohol	23	9	3	0	35
Education	7	2	9	21	32
Grand Total	37	11	12	22	63

### 3.2 Services offered in Alternative Housing sites during reporting timeframe

The below set of tables and figures on this page present counts of active services, new services, closed services, successfully completed services, as well as successful completion rates for the reporting time period (1/16/2024 - 2/15/2024)

Note: CBT stands for Cognitive Behavioral Therapy.

#### Active services (count of services)



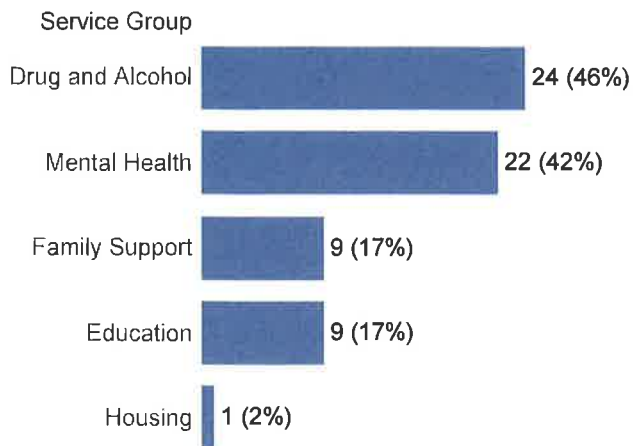
#### New services (count of services), service closures (count of services), and service completion rates

Program	Service Group	Active Services	New Services	Closed Services	Services Successfully Completed	Program Successful Completion Rate
Renewal	Drug and Alcohol	48	16	22	17	77.27%
	Employment and Training	8	4	7	7	100.00%
	Mental Health	21	7	4	3	75.00%
Passages to Recovery	Drug and Alcohol	50	12	5	1	20.00%
	Employment and Training	5	0	0	0	
	Mental Health	1	0	0	0	

**Outside service referrals (count of service referrals)**

The following are additional service referrals made to **outside agencies** in the **community** for inmates in **Alternative Housing**. Social services include public benefits, transportation assistance, child care, legal aid, and other services.

**Active Services from Outside Referrals**



**Services by Site from Outside Referrals**

Program	Service Group	Active Services
Renewal	Drug and Alcohol	24
	Mental Health	21
Passages to Recovery	Education	4
	Family Support	9
	Education	5
	Mental Health	1
	Housing	1

**Community Service**

Program	Active Services	Total Community Service Hours
Renewal	75	3,617
Passages to Recovery	34	402

**Employed as of 2/15/2024**

Program	Total Employed
Renewal	18
Passages to Recovery	4

### 3.3 Chaplain's Office and Religious Services

**Note:** All Chaplaincy data is for the month of Jan 2024.

#### Participation in religious services, religious study groups, and pastoral visitation

Total attendance within the timeframe may include duplicate counts of inmates served if inmates choose to participate in more than one service or group per month or request multiple visitations in one month.

Religious Services for Sp..	Services	Group Study	Visitation	Total
Buddhist*	0	0	12	12
Catholic*	187	203	231	621
Jehovah's Witness*	0	0	0	0
Jewish*	0	0	0	0
Muslim*	0	0	9	9
Native American	0	0	0	0
Protestant*	113	64	224	401
<b>Total</b>	<b>300</b>	<b>267</b>	<b>476</b>	<b>1043</b>

\*These services were also broadcast on television although exact viewer counts are not available.

#### General visitation

Visitation is conducted by professional and volunteer chaplains, seminarians, and designated religious advisors and usually occurs on the hou..

#### Notifications

		Notifications to inmates regarding death of a family member	5
Professional Chaplain	419	Notifications to inmates regarding illness of a family member	2
Volunteer Chaplain	113	Notifications to family regarding death of an inmate	0
Religious Advisor	0	Notifications to family regarding serious illness of an inmate	0
<b>Total</b>	<b>532</b>	Contact visits related to death or serious illness	0
Disciplinary Housing Unit (DHU)	16	<b>Total</b>	<b>7</b>
Mental Health Pod	41		
<b>Total</b>	<b>57</b>		

#### Other inmate services

# of Indigent inmates receiving care packages	17
# of Inmates receiving reading glasses	43
<b>Total</b>	<b>60</b>

### III. Visitation

The percent of inmates receiving visits is calculated as the unduplicated number of inmates who received a visit divided by the total number of inmates in the facility during the timeframe. This total number of inmates includes those who are incarcerated for only a few days or weeks.

All visitation counts are for report period **(1/16/2024 - 2/15/2024)** except for family and juvenile contact visits, which are for the month of **January 2024**.

#### 1. ACJ Visitations

##### Contact visits

77

##### Regular visits

Total visits	1,283
Number of inmates receiving visits	783
Percent of inmates receiving visits	30%

##### Juvenile contact visits

8

#### 2. Alternative Housing Visitations

	Passages to Recovery	Renewal	Grand Total
Total visits	11	2	13
Residents receiving visits	7	1	8
Total residents during time period	51	130	181
Percent of inmates receiving visits	14%	1%	4%

### IV. Alternative Housing Walkaways and Revocations

Revocations to Jail include all returns to the Jail from Alternative Housing. Returns may occur due to health or medical reasons, court orders, or behavioral infractions. Walkaways from Alternative housing are inmates approved to attend outside activities such as a job, and they do not return to the facility by their curfew. This may include individuals who returned to the facility the same day or have been found and returned to ACJ directly. **(1/16/2024 - 2/15/2024)**

Program	Walkaways	Revocation to jail
Renewal	15	11
Passages to Recovery	0	1

### V. Staffing

Staffing is reported by facility for the timeframe. Staff numbers may not include all contracted and volunteer personnel. **(1/16/2024 - 2/15/2024)**

Location	Full Time Staff	Part Time Staff	Total Staff
Allegheny County Jail	597	9	606
Passages to Recovery	41	5	46
Renewal	151	5	156



## VI. Healthcare Services

Category	Healthcare Services	11/16/23 to 12/15/23	12/16/23 to 1/15/24	1/16/24 to 2/15/24
I. All Residents	Pre-screens at Booking	1288	1240	1,411
	H&Ps	713	712	855
	Cases of TB	0	3	1
	Positive STD's	24	12	33
II. Females	OBGYN Clinic Visits	39	31	35
	No. of pregnant women	9	12	13
	Pregnant Females on Methadone	0	0	0
	Pregnant Females on Subutex	0	1	1
III. Services	Clinic Visits	265	247	465
	Dental Visits	390	375	264
	Offsite Specialty Referrals	40	40	63
	Surgeries	4	2	1
	ER Runs	44	43	45
IV. Housing	Medical Housing Unit Admissions	59	70	63
	Medical Housing Unit (Average length of stay)	3.78	4.09	3.31
	MH Admissions	74	85	66
V. Mental Health	MH Referrals @ Intake	87	75	95
	BH Restraint Events	0	0	0
	Suicide Attempts	1	0	2
	Suicides	0	0	0
	Commitments to Torrance	13	6	11
	Admissions to Torrance	5	2	10
	Returns from Torrance	3	6	3
VI. Substance Use Services	D&A (no. of new admissions)	7	27	24

## VII. Program Capacity

Program Name	Organization	Max Capacity	# of Groups Per Week
Adult Basic Ed (k-5)	AIU	8	4
Batter's Education	Wesley Family Services	20	4
Computer Literacy	AIU	15	4
Coping Skills and Journaling	Maya	20	2
Creative Writing	Write Pittsburgh	15	2
Fatherhood	AIU	15	6
Female GED (K-12)	AIU	10	4
FREE-Workforce Development	ACJ Re-Entry Team	17	2
GED (9-12)	AIU	15	4
Grief Support	HOPE Chaplaincy	10	1
Harm Reduction Education	ACJ Diversion Team	17	2
Men in the Know	PAAR	17	4
Mindfulness and Meditation	Maya	20	1
Parenting	Amachi	17	2
Peace Education	Bo Mesing	20	2
Positive Parenting Program	A Childs Place	15	1
Pre GED Ed (6-8)	AIU	12	4
Preapprentiship Class	AIU	15	4
Preapprentiship Prep *	AIU	8	4
Purpose with Intent	The Worx!	17	2
Trauma Groups	PAAR	17	1

## ACJ Healthcare Vacancy Report

Vacancy report does not include all contracted personnel. Part-time positions are 16hr/week.  
Staffing is reported for the timeframe: 1/19/2024 – 2/19/2024

<b>Allegheny County Employees</b>	<b>Full Time Staff</b>	<b>Part Time Staff</b>
HEALTH SERVICES ADMINISTRATOR	1	
DEPUTY HEALTH SERVICES ADMINISTRATOR	0	
DIRECTOR OF NURSING	0	
ASSISTANT DIRECTOR OF NURSING	3	
DIRECTOR OF SUBSTANCE USE PROGRAMS	0	
DIRECTOR OF MENTAL HEALTH PROGRAMS	1	
CLINIC MANAGER	0	
STAFF EDUCATOR	0	
HEALTHCARE SOCIAL WORKER	2	
INFECTIOUS DISEASE DIRECTOR	1	
INFECTIOUS DISEASE COORDINATOR	0	
PUBLIC HEALTH NURSE	0	
SUBSTANCE USE RECOVERY NURSE	1	
HEALTHCARE ADMINISTRATION COORDINATORS	2	
DISCHARGE PLANNERS	0	
LICENSED PRACTICAL NURSE	6	0
MEDICAL ASSISTANT	7	4
CERTIFIED NURSING ASSISTANT	5	
MEDICAL RECORDS CLERK	1	
MENTAL HEALTH REG NURSE	5	1
MENTAL HEALTH SPECIALIST	6	0
PHARMACY/ MEDICATION TECHNICIAN	4	0
BEHAVIORAL HEALTH REHABILITATIVE SPECIALIST	4	1
REGISTERED NURSE	13	4
SUBSTANCE ABUSE COUNSELOR	4	
THERAPIST	7	
<b>AHN Employees</b>	<b>Full Time Staff</b>	<b>Part Time Staff</b>
DIRECTOR OF OPERATIONS	0	
CHIEF OF CLINICAL SERVICES, MEDICAL DIRECTOR	1	
PHYSICIANS (PRIMARY CARE)	0	
ADVANCED PRACTICE PROVIDER (PRIMARY CARE)	3	0
PSYCHIATRIC DIRECTOR	0	
PHYSICIANS (PSYCHIATRISTS)	1	0
ADVANCED PRACTICE PROVIDER (Mental Health)	0	0
PSYCHOLOGIST	1	
ADDICTIONS MEDICINE ADVANCED PRACTICE PROVIDER	0	
BEHAVIORAL HEALTH CONSULTANT	1	
RADIOLOGY TECHNICIAN	0	
PHLEBOTOMIST	1	
<b>Total County Vacancies</b>	<b>72</b>	<b>10</b>
<b>Total AHN Vacancies</b>	<b>8</b>	<b>0</b>
<b>Total Vacancies</b>	<b>90</b>	<b>55%</b>

**With our contracted personnel included, our vacancy rate is 15.3%.**

	12/16/22 to 1/15/23	1/16/23 to 2/15/23	2/16/23 to 3/15/23	3/16/23 to 4/15/23	4/16/23 to 5/15/23
<b>Clinic Visits</b>	247	465			
<b>H&amp;Ps</b>	712	855			
<b>OBGYN Clinic Visits</b>	31	35			
<b>No. of pregnant women</b>	12	13			
<b>Pregnant Females on Methadone</b>	0	0			
<b>Pregnant Females on Subutex</b>	1	1			
<b>Dental Visits</b>	375	264			
<b>Medical Housing Unit Admissions</b>	70	63			
<b>Medical Housing Unit (Average length of stay)</b>	4.09	3.31			
<b>ER Runs</b>	43	45			
<b>Offsite Specialty Referrals</b>	40	63			
<b>Surgeries</b>	2	1			
<b>Intake Screens</b>	712	855			
<b>Pre-screens at Booking</b>	1240	1411			
<b>D&amp;A (no. of new admissions)</b>	27	24			
<b>MH Admissions</b>	85	66			
<b>MH Referrals @ Intake</b>	75	95			
<b>Admissions to Torrance</b>	2	10			
<b>Commitments to Torrance</b>	6	11			
<b>Returns from Torrance</b>	6	3			
<b>BH Restraint Events</b>	0	0			
<b>Suicides</b>	0	0			
<b>Suicide Attempts</b>	0	2			
<b>Cases of TB</b>	3	1			
<b>Positive STD's</b>	12	33			

# Electronic Monitoring Program

January 2024

For the month of January the Electronic Monitoring Unit saved 24,433 jail bed days.

**The population on January 1, 2024**

**587 people**

	New Cases Assigned	Active During the Month
<b>Susan Evashavik DiLucente</b> President Judge Court of Common Pleas	127	714
	Number of People Exiting EM	
	Cases Completed Successfully	Successful 99
	Cases Removed for Violations	Absconders* 2
<b>Jill E. Rangos</b> Administrative Judge Criminal Division		New Arrests During Supervision 3
		Technical Violations of Program 4
	<b>Total Exited Program During the Month</b>	<b>108</b>

**The population on the last day of January 2024**

**606 people**

	<u>Breakdown of Case Type for People Active at End of Month</u>	
<b>Ashlee Lynn</b> Deputy Director of Administration	IP Sentence	282
<b>Robert O'Brien</b> Deputy Director of Operations	Pre Trial (BA)	113
	DUI Court	72
	Drug Court	53
<b>Managers</b> Sanjeev Baidyaroy Charlene Christmas Stephen Esswein Renawn Harris	Co-op Supervision	35
	Detainer	17
	Probation	12
	District Judge	9
	Parole	6
	Veterans Court	4
	Mental Health Court	2
	Sex Offender Court	1
	<b>Grand Total</b>	<b>606</b>