



Allegheny County Jail Oversight Board Meeting

January 2024

Information Dates

12/16/2023 through 1/15/2024

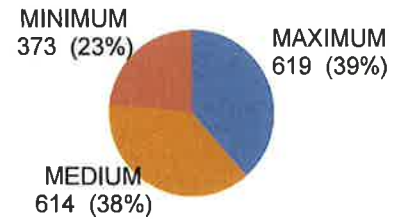
Report Last Updated: 1/25/2024

I. Census

The monthly census snapshot below shows the point in time Jail population as of **1/1/2024**.

1. Jail census by security classification level

	Female	Male	Grand Total
MAXIMUM	42	577	619
MEDIUM	66	548	614
MINIMUM	75	298	373
Grand Total	183	1,423	1,606



2. Jail census by gender

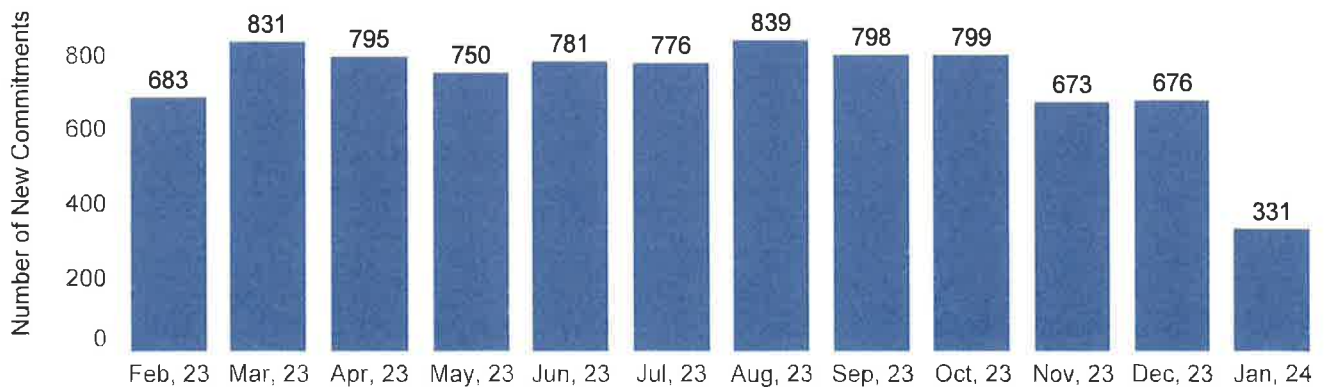
	Female	Male	Grand Total
Adults	183	1,404	1,587
Juveniles	0	19	19
Grand Total	183	1,423	1,606

3. Alternative Housing census

	Female	Male	Grand Total
	17	86	103

4. New commitments to the jail for the past 12 months

Note that data for the most recent month is only through the 15th of the month.



II. Programs and Services

1. Alternative Housing, Re-Entry, and Hope Pre-Release Programs

Tables below present unduplicated counts of active clients, newly enrolled clients, clients who exited the program, clients who successfully completed the program, as well as successful completion rates for the reporting time period (12/16/2023 - 1/15/2024)

1.1 Alternative Housing Programs

Program	Total Active	New Clients	Exited Clients	Clients Who Successfully Completed	Successful Completion Rate
Renewal	118	34	37	15	41%
Passages to Recovery	46	14	9	1	11%
Grand Total	163	47	46	16	35%

1.2 Re-Entry and Hope Programs

Program	Total Active	New Clients	Exited Clients	Clients Who Successfully Completed	Successful Completion Rate
Hope Pod	102	10	43	32	74%
Re-Entry (Sentenced)	55	3	0	0	
Re-Entry (Detained)	43	1	0	0	
Grand Total	196	14	43	32	74%

2. Other inmate programs in ACJ (12/16/2023 - 1/15/2024)

2.1 AA and NA 12 Step Meetings

Alcoholics Anonymous and Narcotics Anonymous (AA / NA) 12 Step Fellowship Meetings are held 5 times per week. Male and female inmates participate voluntarily in these meetings. Table below shows how many males and females attended the meetings during reporting period. Note that these are not distinct client counts - if a person attended the meeting twice, they will be counted twice.

Number of Meetings Attended	Female	Male	Grand Total
AA	0	42	42
NA	0	0	0
Grand Total	0	42	42

3. Services by number of participants

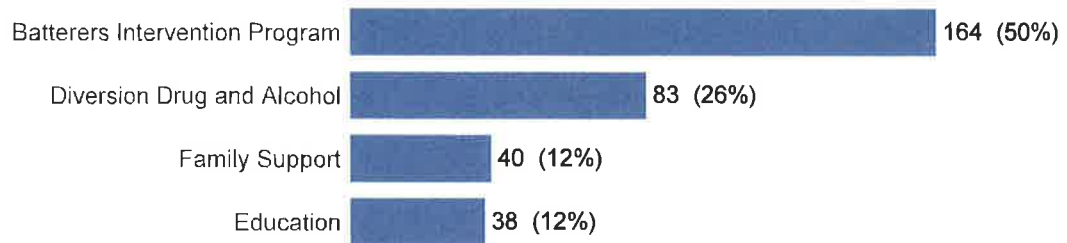
Services provided by **contracted providers** or **volunteers** in **Allegheny County Jail** or at the **Alternative Housing Facilities** are shown in the charts below and in the table on the following page.

In addition to the services shown on below, inmates in **Alternative Housing** may also be referred out to services in the community. These outside referrals are shown in the following pages.

3.1 Services offered in ACJ during reporting timeframe

The below set of tables and figures present counts of active services, new services, closed services, successfully completed services, as well as successful completion rates for the reporting time period (12/16/2023 - 1/15/2024)

Active services (count of services)



New services (count of services), service closures (count of services), and service completion rates

	Active Services	New Services	Closed Services	Services Successfully Completed	Successful Completion Rate
Batterers Intervention Program	164	0	8	8	100%
Diversion Drug and Alcohol	83	19	24	17	71%
Education	52	3	12	1	8%
Family Support	25	0	8	0	0%
Grand Total	324	22	52	26	50%

Closure reasons (count of services)

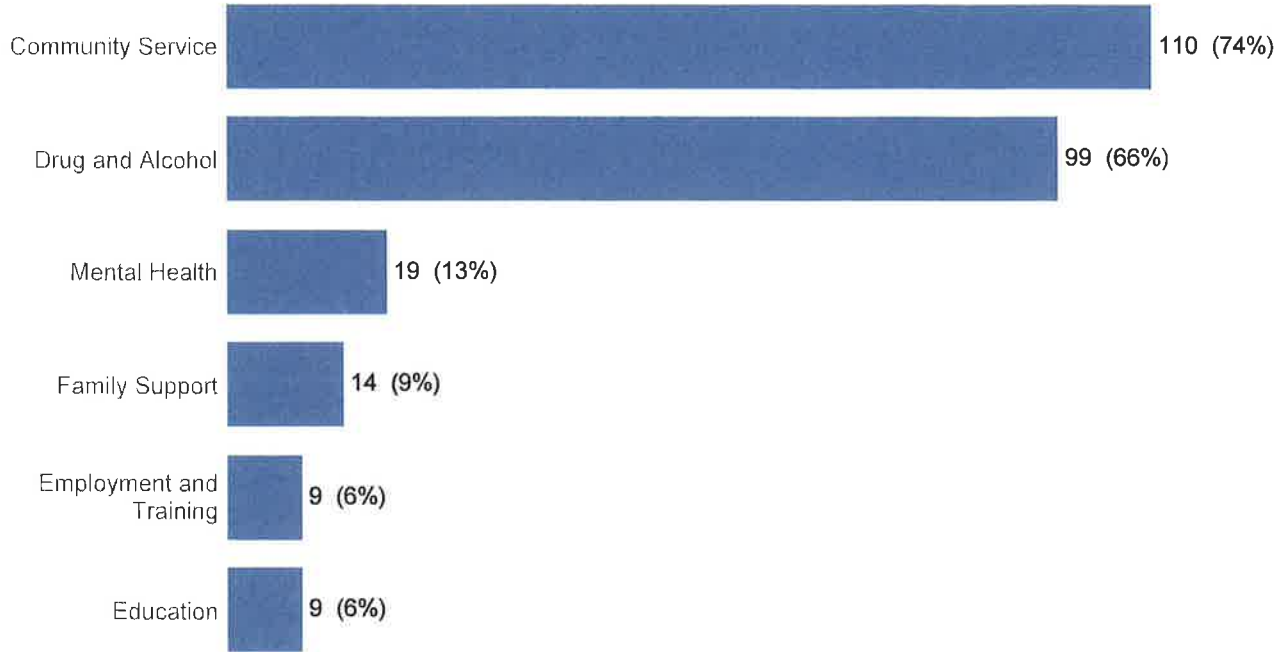
Service Name	Successful Completion	Withdrew/Removed	Release/Transfer	Other	Total
Batterers Intervention Program	8	0	0	0	8
Diversion Drug and Alcohol	17	7	0	0	24
Education and Family Support	1	0	0	19	20
Grand Total	26	7	2	19	52

3.2 Services offered in Alternative Housing sites during reporting timeframe

The below set of tables and figures on this page present counts of active services, new services, closed services, successfully completed services, as well as successful completion rates for the reporting time period (12/16/2023 - 1/15/2024)

Note: CBT stands for Cognitive Behavioral Therapy.

Active services (count of services)



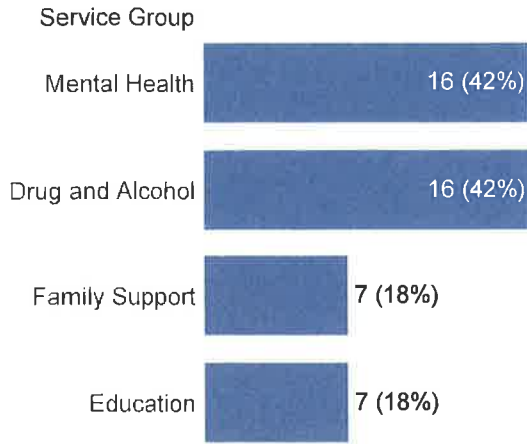
New services (count of services), service closures (count of services), and service completion rates

Program	Service Group	Active Services	New Services	Closed Services	Services Successfully Completed	Program Successful Completion Rate
Renewal	Drug and Alcohol	39	20	12	8	66.67%
	Employment and Training	3	3	2	2	100.00%
	Mental Health	15	2	0	0	
Passages to Recovery	Drug and Alcohol	46	14	1	0	0.00%
	Employment and Training	5	0	0	0	
	Mental Health	1	0	0	0	

Outside service referrals (count of service referrals)

The following are additional service referrals made to **outside agencies** in the **community** for inmates in **Alternative Housing**. Social services include public benefits, transportation assistance, child care, legal aid, and other services.

Active Services from Outside Referrals



Services by Site from Outside Referrals

Program	Service Group	Active Services
Renewal	Drug and Alcohol	16
	Mental Health	15
	Education	2
Passages to Recovery	Family Support	7
	Education	5
	Mental Health	1

Community Service

Program	Active Services	Total Community Service Hours
Renewal	69	3,463
Passages to Recovery	37	407

Employed as of 1/15/2024

Program	Total Employed
Renewal	20
Passages to Recovery	6

3.3 Chaplain's Office and Religious Services

Note: All Chaplaincy data is for the month of Dec 2023.

Participation in religious services, religious study groups, and pastoral visitation

Total attendance within the timeframe may include duplicate counts of inmates served if inmates choose to participate in more than one service or group per month or request multiple visitations in one month.

Religious Services for Sp...	Services	Group Study	Visitation	Total
Buddhist*	89	0	13	102
Catholic*	380	146	105	631
Jehovah's Witness*	0	0	0	0
Jewish*	5	0	0	5
Muslim*	0	0	10	10
Native American	0	0	0	0
Protestant*	80	83	152	315
Total	554	229	280	1063

*These services were also broadcast on television although exact viewer counts are not available.

General visitation

Visitation is conducted by professional and volunteer chaplains, seminarians, and designated religious advisors and usually occurs on the hou..

Notifications

		Notifications to inmates regarding death of a family member	2
Professional Chaplain	267	Notifications to inmates regarding illness of a family member	0
Volunteer Chaplain	79	Notifications to family regarding death of an inmate	1
Religious Advisor	0	Notifications to family regarding serious illness of an inmate	0
Total	346	Contact visits related to death or serious illness	0
Disciplinary Housing Unit (DHU)	4	Total	3
Mental Health Pod	16		
Total	20		

Other inmate services

# of Indigent inmates receiving care packages	0
# of Inmates receiving reading glasses	59
Total	59

III. Visitation

The percent of inmates receiving visits is calculated as the unduplicated number of inmates who received a visit divided by the total number of inmates in the facility during the timeframe. This total number of inmates includes those who are incarcerated for only a few days or weeks.

All visitation counts are for report period (12/16/2023 - 1/15/2024) except for family and juvenile contact visits, which are for the month of December 2023.

1. ACJ Visitations

Contact visits

76

Regular visits

Total visits	859
Number of inmates receiving visits	597
Percent of inmates receiving visits	25%

Juvenile contact visits

10

2. Alternative Housing Visitations

	Passages to Recovery	Renewal	Grand Total
Total visits	5	5	10
Residents receiving visits	4	2	6
Total residents during time period	46	118	164
Percent of inmates receiving visits	9%	2%	4%

IV. Alternative Housing Walkaways and Revocations

Revocations to Jail include all returns to the Jail from Alternative Housing. Returns may occur due to health or medical reasons, court orders, or behavioral infractions. Walkaways from Alternative housing are inmates approved to attend outside activities such as a job, and they do not return to the facility by their curfew. This may include individuals who returned to the facility the same day or have been found and returned to ACJ directly. (12/16/2023 - 1/15/2024)

Program	Walkaways	Revocation to jail
Renewal	9	13
Passages to Recovery	1	0

V. Staffing

Staffing is reported by facility for the timeframe. Staff numbers may not include all contracted and volunteer personnel. (12/16/2023 - 1/15/2024)

Location	Full Time Staff	Part Time Staff	Total Staff
Allegheny County Jail	597	9	606
Passages to Recovery	41	5	46
Renewal	151	5	156

VI. Healthcare Services

Category	Healthcare Services	10/16/23 to 11/15/23	11/16/23 to 12/15/23	12/16/23 to 1/15/24
I. All Residents	Pre-screens at Booking	1466	1288	1240
	H&Ps	836	713	712
	Cases of TB	0	0	3
	Positive STD's	39	24	12
II. Females	OBGYN Clinic Visits	45	39	31
	No. of pregnant women	21	9	12
	Pregnant Females on Methadone	0	0	0
	Pregnant Females on Subutex	1	0	1
III. Services	Clinic Visits	207	265	247
	Dental Visits	481	390	375
	Offsite Specialty Referrals	49	40	40
	Surgeries	1	4	2
	ER Runs	37	44	43
IV. Housing	Medical Housing Unit Admissions	61	59	70
	Medical Housing Unit (Average length of stay)	3.13	3.78	4.09
	MH Admissions	88	74	85
V. Mental Health	MH Referrals @ Intake	103	87	75
	BH Restraint Events	0	0	0
	Suicide Attempts	0	1	0
	Suicides	0	0	0
	Commitments to Torrance	13	13	6
	Admissions to Torrance	9	5	2
	Returns from Torrance	5	3	6
VI. Substance Use Services D&A (no. of new admissions)	1	7	27	

VII. Program Capacity

Program Name	Organization	Max Capaci..	# of Groups Per Week
Adult Basic Ed (k-5)	AIU	8	4
Batter's Education	Wesley Family Services	20	4
Computer Literacy	AIU	15	4
Coping Skills and Planning	Maya	20	2
Creative Writing	Write Pittsburgh	15	2
Fatherhood	AIU	15	6
Female GED (K-12)	AIU	10	4
FREE-Workforce Development	ACJ Re-Entry Team	17	2
GED (9-12)	AIU	15	4
Harm Reduction Education	ACJ Diversion Team	17	2
Men in the Know	PAAR	17	4
Mindfulness and Meditation	Maya	20	1
Parenting	Amachi	17	2
Peace Education	Bo Mesing	20	2
Positive Parenting Program	A Childs Place	15	1
Pre GED Ed (6-8)	AIU	12	4
Preapprentiship Class	AIU	15	4
Preapprenticeship Prep	AIU	8	4
Purpose with Itent to Deliver	The Worx!	17	2
Trauma Groups	PAAR	17	1

ACJ Healthcare Vacancy Report

Vacancy report does not include all contracted personnel. Part-time positions are 16hr/week.
Staffing is reported for the timeframe: 12/19/2023 – 11/18/2024

Allegheny County Employees	Full Time Staff	Part Time Staff
HEALTH SERVICES ADMINISTRATOR	1	
DEPUTY HEALTH SERVICES ADMINISTRATOR	0	
DIRECTOR OF NURSING	0	
ASSISTANT DIRECTOR OF NURSING	3	
DIRECTOR OF SUBSTANCE USE PROGRAMS	0	
DIRECTOR OF MENTAL HEALTH PROGRAMS	1	
CLINIC MANAGER	0	
STAFF EDUCATOR	0	
HEALTHCARE SOCIAL WORKER	2	
INFECTIOUS DISEASE DIRECTOR	1	
INFECTIOUS DISEASE COORDINATOR	0	
PUBLIC HEALTH NURSE	0	
SUBSTANCE USE RECOVERY NURSE	1	
HEALTHCARE ADMINISTRATION COORDINATORS	3	
DISCHARGE PLANNERS	0	
LICENSED PRACTICAL NURSE	6	0
MEDICAL ASSISTANT	7	4
CERTIFIED NURSING ASSISTANT	5	
MEDICAL RECORDS CLERK	1	
MENTAL HEALTH REG NURSE	5	1
MENTAL HEALTH SPECIALIST	6	0
PHARMACY/ MEDICATION TECHNICIAN	4	0
BEHAVIORAL HEALTH REHABILITATIVE SPECIALIST	4	1
REGISTERED NURSE	13	4
SUBSTANCE ABUSE COUNSELOR	4	
THERAPIST	7	
AHN Employees	Full Time Staff	Part Time Staff
DIRECTOR OF OPERATIONS	0	
CHIEF OF CLINICAL SERVICES, MEDICAL DIRECTOR	1	
PHYSICIANS (PRIMARY CARE)	0	
ADVANCED PRACTICE PROVIDER (PRIMARY CARE)	3	0
PSYCHIATRIC DIRECTOR	0	
PHYSICIANS (PSYCHIATRISTS)	1	0
ADVANCED PRACTICE PROVIDER (Mental Health)	0	0
PSYCHOLOGIST	1	
ADDICTIONS MEDICINE ADVANCED PRACTICE PROVIDER	0	
BEHAVIORAL HEALTH CONSULTANT	1	
RADIOLOGY TECHNICIAN	0	
PHLEBOTOMIST	1	
Total County Vacancies	73	10
Total AHN Vacancies	8	0
Total Vacancies	91	55%

With our contracted personnel included, our vacancy rate is 16.5%.

	12/16/22 to 1/15/23	1/16/23 to 2/15/23	2/16/23 to 3/15/23	3/16/23 to 4/15/23	4/16/23 to 5/15/23
Clinic Visits	247				
H&Ps	712				
OBGYN Clinic Visits	31				
No. of pregnant women	12				
Pregnant Females on Methadone	0				
Pregnant Females on Subutex	1				
Dental Visits	375				
Medical Housing Unit Admissions	70				
Medical Housing Unit (Average length of stay)	4.09				
ER Runs	43				
Offsite Specialty Referrals	40				
Surgeries	2				
Intake Screens	712				
Pre-screens at Booking	1240				
D&A (no. of new admissions)	27				
MH Admissions	85				
MH Referrals @ Intake	75				
Admissions to Torrance	2				
Commitments to Torrance	6				
Returns from Torrance	6				
BH Restraint Events	0				
Suicides	0				
Suicide Attempts	0				
Cases of TB	3				
Positive STD's	12				

Electronic Monitoring Program

December 2023

For the month of December the Electronic Monitoring Unit saved 25,701 jail bed days.

The population on December 1, 2023

617 people

	New Cases Assigned		Active During the Month	
Susan Evashavik	49		666	
DiLucente				
President Judge Court of Common Pleas		Number of People Exiting EM		
	Cases Completed Successfully	Successful		47
	Cases Removed (not due to violations)	Death		1
Jill E. Rangos	Cases Removed for Violations	Absconders*		2
Administrative Judge		New Arrests During Supervision		1
Criminal Division		Technical Violations of Program		2
	Total Exited Program During the Month			53

Alan Pelton
Director

The population on the last day of December 2023

614 people

Ashlee Lynn Deputy Director	<u>Breakdown of Case Type for People Active at End of Month</u>	
	IP Sentence	279
Robert O'Brien Deputy Director	Pre Trial (BA)	110
	DUI Court	67
Managers	Drug Court	63
Sanjeev Baidyaroy	Co-op Supervision	40
Charlene Christmas	Detainer	17
Stephen Esswein	Probation	13
Renawn Harris	Parole	8
	District Judge	6
	Veterans Court	6
	Sex Offender Court	3
	Mental Health Court	2
	Grand Total	614