



# **Allegheny County Jail Oversight Board Meeting**

June 2020

Information Dates

5/16/2020 through 6/15/2020

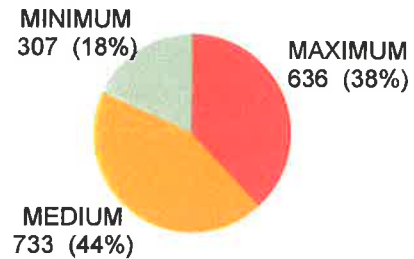
Report Last Updated: 6/25/2020

# I. Census

The monthly census snapshot below shows the point in time Jail population as of **6/1/2020**.

## 1. Jail census by security classification level

	Female	Male	Grand Total
MAXIMUM	21	615	636
MEDIUM	59	674	733
MINIMUM	42	265	307
Grand Total	122	1,554	1,676



## 2. Jail census by gender

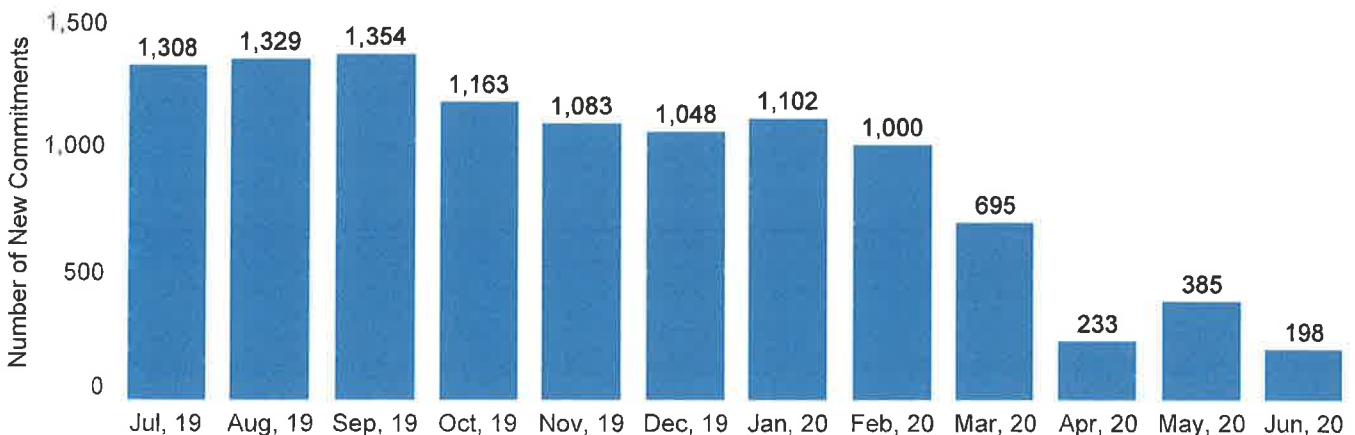
	Female	Male	Grand Total
Adults	122	1,545	1,667
Juveniles	0	9	9
Grand Total	122	1,554	1,676

## 3. Alternative Housing census

	Female	Male	Grand Total
	9	25	34

## 4. New commitments to the jail for the past 12 months

**Note** that data for the most recent month is only through the 15th of the month.



## II. Programs and Services

### 1. Alternative Housing, Re-Entry, and Hope Pre-Release Programs

Table below presents unduplicated counts of active clients, newly enrolled clients, clients who exited the program, clients who successfully completed the program, as well as successful completion rates for the reporting time period (5/16/2020 - 6/15/2020)

	Total Active	New Clients	Exited Clients	Clients Who Successfully Completed	Successful Completion Rate
Alternative Housing (ACTA)	2	0	0	0	0%
Alternative Housing (Renewal)	30	0	6	5	83%
Alternative Housing (The Program Center)	7	0	0	0	0%
Re-Entry (Sentenced)	95	0	0	0	0%
Re-Entry (Detained)	43	0	0	0	0%
Re-Entry (Court Ordered Re-Entry)	6	0	0	0	0%
Hope Pod	62	0	4	0	0%
Unduplicated Total	242	0	10	5	50%

### 2. Other inmate programs in ACJ (5/16/2020 - 6/15/2020)

#### 2.1 AA and NA 12 Step Meetings

Alcoholics Anonymous and Narcotics Anonymous (AA / NA) 12 Step Fellowship Meetings are held 5 times per week. Male and female inmates participate voluntarily in these meetings. Table below shows how many males and females attended the meetings during reporting period. Note that these are not distinct client counts - if a person attended the meeting twice he/she will be counted twice.

Number of Meetings Attended	Female	Male	Grand Total
AA	0	0	0
NA	0	0	0
Grand Total	0	0	0

### 3. Services by number of participants

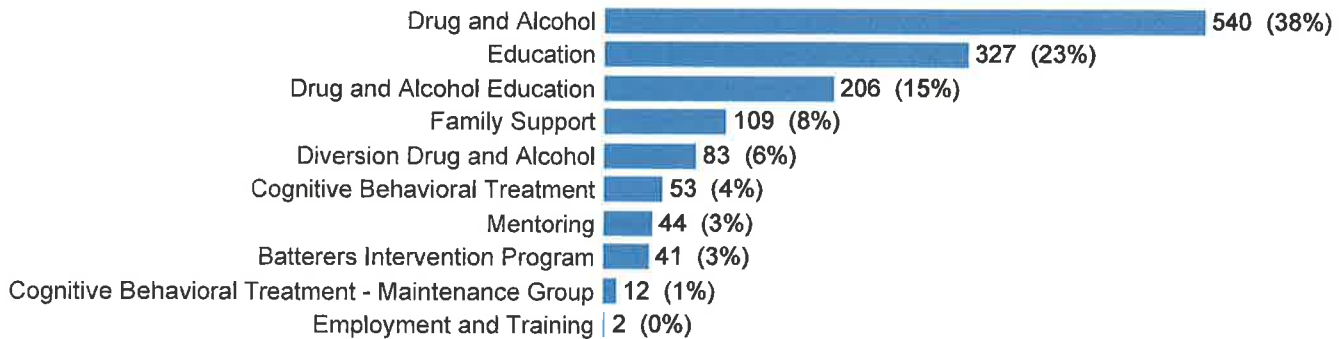
Services provided by **contracted providers** or **volunteers** in **Allegheny County Jail** or at the **Alternative Housing Facilities** are shown in the charts below and in the table on the following page.

In addition to the services shown on below, inmates in Alternative Housing may also be referred out to services in the community. These outside referrals are shown in the following pages.

#### 3.1 Services offered in ACJ during reporting timeframe

The below set of tables and figures present counts of active services, new services, closed services, successfully completed services, as well as successful completion rates for the reporting time period **(5/16/2020 - 6/15/2020)**

##### Active services (count of services)



##### New services (count of services), service closures (count of services), and service completion rates

	Active Services	New Services	Closed Services	Services Successfully Completed	Successful Completion Rate
Batterers Intervention Program	41	3	0	0	0%
Cognitive Behavioral Treatment	53	24	9	7	78%
Cognitive Behavioral Treatment - Maintenance Group	12	5	6	6	100%
Diversion Drug and Alcohol	83	24	33	18	55%
Drug and Alcohol	540	0	0	0	0%
Drug and Alcohol Education	206	0	0	0	0%
Education	327	0	0	0	0%
Employment and Training	2	0	0	0	0%
Family Support	109	13	7	3	43%
Mentoring	44	5	0	0	0%
Grand Total	1,417	74	55	34	62%

##### Closure reasons (count of services)

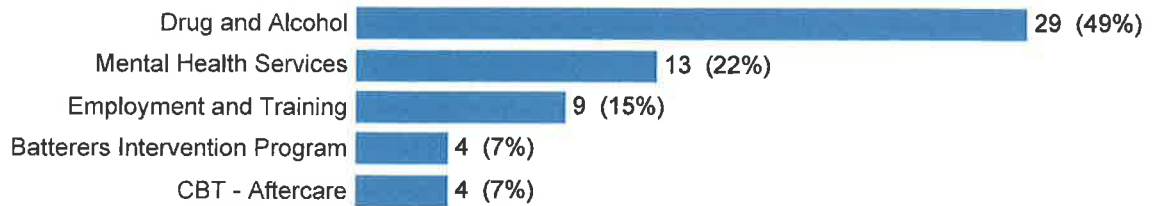
Service Name	Successful Completion	Withdrew/Removed	Release/Transfer	Other	Total
Cognitive Behavioral Treatment	7	1	1	0	9
Cognitive Behavioral Treatment - Maintenance Group	6	0	0	0	6
Diversion Drug and Alcohol	18	8	1	6	33
Family Support	3	0	3	1	7
Grand Total	34	9	5	7	55

### 3.2 Services offered in Alternative Housing sites during reporting timeframe

The below set of tables and figures on this page present counts of active services, new services, closed services, successfully completed services, as well as successful completion rates for the reporting time period (5/16/2020 - 6/15/2020)

Note: CBT stands for Cognitive Behavioral Therapy.

#### Active services (count of services)



#### New services (count of services), service closures (count of services), and service completion rates

AH Site	Service Name	Active Services	New Services	Closed Services	Services Successfully Completed	Successful Completion Rate
ACTA	CBT - Aftercare	2	0	0	0	0%
	Drug and Alcohol	2	0	0	0	0%
Female Offender	Drug and Alcohol	7	0	0	0	0%
	Employment and Training	6	0	0	0	0%
Renewal	Batterers Intervention Program	4	0	0	0	0%
	CBT - Aftercare	2	0	0	0	0%
	Drug and Alcohol	20	5	6	5	83%
	Employment and Training	3	3	2	2	100%
	Mental Health Services	13	1	6	5	83%
Grand Total		59	9	14	12	86%

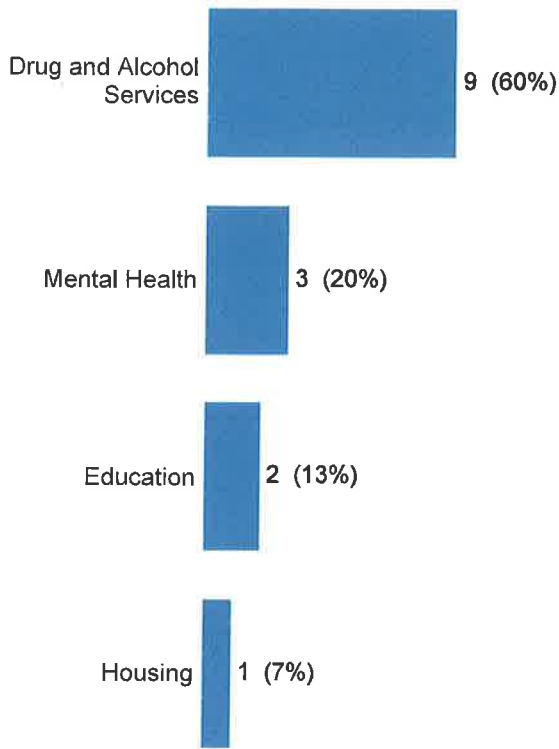
#### Closure reasons (count of services)

AH Site	Service Name	Successful Completion	Withdrew/Removed	Release/Transfer	Other	Total
Renewal	Drug and Alcohol	5	0	0	1	6
	Employment and Training	2	0	0	0	2
	Mental Health Services	5	0	0	1	6
Grand Total		12	0	0	2	14

**Outside service referrals (count of service referrals)**

The following are additional service referrals made to **outside agencies** in the **community** for inmates in **Alternative Housing**. Social services include public benefits, transportation assistance, child care, legal aid, and other services.

**All active services**



**Services by site**

		Active Services	New Services
ACTA	Drug and Alcohol Services	1	0
	Mental Health	1	0
Female Offender	Mental Health	1	0
Renewal	Drug and Alcohol Services	8	0
	Education	2	0
	Housing	1	0
	Mental Health	1	0
<b>Grand Total</b>		<b>15</b>	<b>0</b>

**Community service**

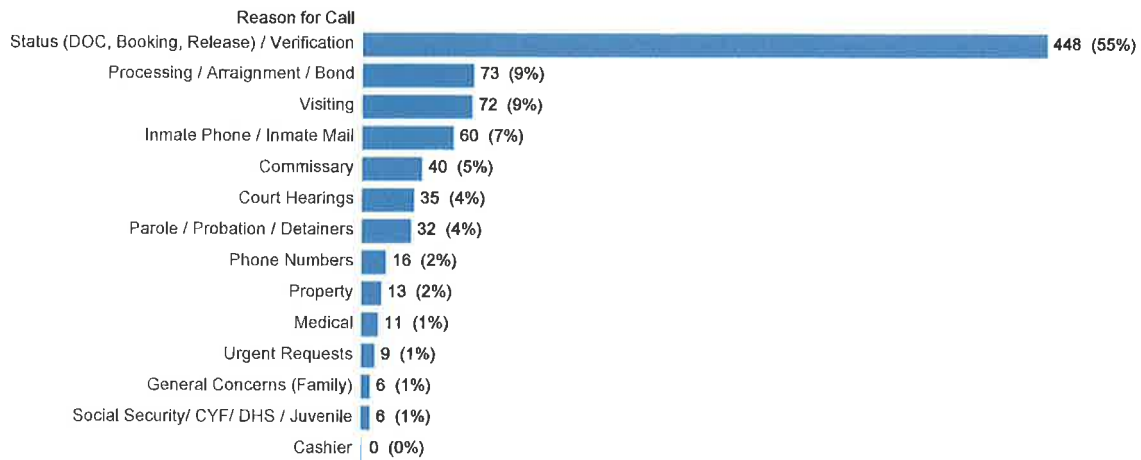
	Female Offender	Renewal	Grand Total
Active Services	4	28	32
New Services	0	1	1
Community Service Hrs	175.0	3,288.5	3,463.5

**Work release**

	ACTA	Female Offender	Renewal	Grand Total
Distinct Clients Employed During Program	0	0	1	1
Distinct Clients Employed On Report End Date	0	0	1	1

### 3.3 Information and Referral

The Information and Referral phone lines aid family members of inmates and other community members. The figure below show the number of calls received during the timeframe by the type of inquiry. (5/16/2020 - 6/15/2020)



### 3.4 Chaplain's Office and Religious Services

**Note:** All Chaplaincy data is for the month of **May 2020**.

#### Participation in religious services, religious study groups, and pastoral visitation

Total attendance within the timeframe may include duplicate counts of inmates served if inmates choose to participate in more than one service or group per month or request multiple visitations in one month.

Religious Services f..	Services	Group Study	Visitation	Total
Buddhist	0	0	0	0
Catholic	0	0	0	0
Jehovah's Witness	0	0	0	0
Jewish	0	0	0	0
Muslim	0	0	0	0
Native American	0	0	0	0
Protestant	0	0	0	0
Total	0	0	0	0

#### General visitation

Visitation is conducted by professional and volunteer chaplains, seminarians, and designated religious advisors and usually occurs on the housing units.

Professional Chaplain	124
Volunteer Chaplain	0
Religious Advisor	0
Total	124

Disciplinary Housing Unit (DHU)	13
Mental Health Pod	11
Total	24

#### Notifications

Notifications to inmates regarding death of a family member	5
Notifications to inmates regarding illness of a family member	1
Notifications to family regarding death of an inmate	1
Notifications to family regarding serious illness of an inmate	0
Contact visits related to death or serious illness	0
Total	7

#### Other inmate services

# of inmates receiving New Court Orientation	18
# of indigent inmates receiving care packages	66
# of inmates receiving reading glasses	25
Total	109

### III. Visitation

The percent of inmates receiving visits is calculated as the unduplicated number of inmates who received a visit divided by the total number of inmates in the facility during the timeframe. This total number of inmates includes those who are incarcerated for only a few days or weeks.

All visitation counts are for report period (5/16/2020 - 6/15/2020) except for family and juvenile contact visits, which are for the month of **May 2020**.

#### 1. ACJ Visitations

**Regular visits**

0

**Contact visits**

0

**Structured family contact visits**

0

**Juvenile contact visits**

0

#### 2. Alternative Housing Visitations

### IV. Alternative Housing Walkaways and Revocations

Revocations to Jail include all returns to the Jail from Alternative Housing. Returns may occur due to health or medical reasons, court orders, or behavioral infractions. Walkaways from Alternative housing are inmates approved to attend outside activities such as a job, and they do not return to the facility by their curfew. This may include individuals who returned to the facility the same day or have been found and returned to ACJ directly. (5/16/2020 - 6/15/2020)

	Revocation to jail
Alternative Housing (Renewal)	1
Grand Total	1

### V. Staffing

Staffing is reported by facility for the timeframe. Staff numbers may not include all contracted and volunteer personnel. (5/16/2020 - 6/15/2020)

Location	Full Time Staff	Part Time Staff	Total Staff
Allegheny County Jail	601	16	617
Renewal	157	7	164
The Program for Offenders (ACTA and TPC)	43	4	47



## VI. Healthcare Services

Category	Healthcare Services	1/16/20 to 2/15/20	2/16/20 to 3/15/20	3/16/20 to 4/15/20	5/16/20 to 6/15/20
I. All Residents	Pre-screens at Booking	1,961	1,725	639	1,024
	H&Ps	1,185	1,025	351	445
	Cases of TB	0	0	0	0
	Positive STD's	27	17	11	0
II. Females	OBGYN Clinic Visits	57	28	38	10
	No. of pregnant women	21	20	7	9
	Pregnant Females on Methadone	0	0	0	0
	Pregnant Females on Subutex	5	4	3	0
III. Services	Clinic Visits	740	704	97	187
	Dental Visits	839	708	403	376
	Offsite Specialty Referrals	68	56	14	25
	Surgeries	0	1	1	0
	ER Runs	40	25	18	18
IV. Housing	Medical Housing Unit Admissions	128	104	164	34
	Medical Housing Unit (Average length of stay)	3	3	2	4
	MH Admissions	80	57	48	55
V. Mental Health	MH Referrals @ Intake	171	138	80	56
	BH Restraint Events	0	0	0	0
	Suicide Attempts	1	0	4	5
	Suicides	0	0	0	1
	Commitments to Torrance	10	7	2	10
	Admissions to Torrance	9	5	1	9
	Returns from Torrance	5	6	10	8
VI. Substance Use Services	D&A (unduplicated no. of new admissions)	26	29	5	0

**ACJ Healthcare Staff Vacancies**

	<b>Allegheny County Employees</b>	<b>4/2/2020</b>	<b>5/4/2020</b>	<b>6/3/2020</b>	<b>6/25/2020</b>
1	HEALTH SERVICES ADMINISTRATOR	1	1	1	1
2	DEPUTY HEALTH SERVICES ADMINISTRATOR	0	0	0	0
3	DIRECTOR OF NURSING	1	1	1	1
4	ASSISTANT DIRECTOR OF NURSING	2	1	1	1
5	DIRECTOR OF SUBSTANCE USE PROGRAMS	1	1	1	1
6	DIRECTOR OF MENTAL HEALTH PROGRAMS	0	0	0	0
7	CLINIC MANAGER	1	0	0	0
8	STAFF EDUCATOR	0	0	0	0
9	INFECTIOUS DISEASE COORDINATOR	0	0	0	0
10	DETOX NURSE COORDINATOR	0	0	1	1
11	ADMINISTRATIVE ASSISTANTS	2	2	2	2
12	SUPPLY CLERK	0	0	0	0
13	PAYROLL CLERK	0	0	0	0
14	ACCOUNTS PAYABLE	0	0	0	0
15	IT MANAGER	0	0	0	0
16	DISCHARGE PLANNERS	0	0	0	0
17	LICENSED PRACTICAL NURSE	6	6	6	6
18	LICENSED PRACTICAL NURSE - PT (16 hours/week)	2	2	1	1
19	MEDICAL ASSISTANT	4	4	4	4
20	MEDICAL ASSISTANT - PT (16 hours/week)	3	3	3	3
21	MEDICAL RECORDS CLERK	0	0	0	0
22	MEDICAL RECORDS CLERK - PT (16 hours/week)	0	0	0	0
23	MENTAL HEALTH REG NURSE	0	0	1	1
24	MENTAL HEALTH REG NURSE -PT (16 hours/week)	2	2	2	2
25	MENTAL HEALTH SPECIALIST	0	0	0	1
26	MENTAL HEALTH SPECIALIST - PT (16 hours/week)	2	2	2	2
27	PHARMACY/ MEDICATION TECHNICIAN	1	1	1	1
28	PHARMACY/ MEDICATION TECHNICIAN - PT (16 hours/week)	0	0	0	0
29	PSYCHIATRIC AIDE	2	2	3	3
30	REGISTERED NURSE	6	5	6	6
31	REGISTERED NURSE - PT (16 hours/week)	8	9	9	9
32	SUBSTANCE ABUSE COUNSELOR	0	0	1	1
33	SUBSTANCE ABUSE COUNSELOR - PT (16 hours/week)	2	3	3	3
34					
35	<b>Allegheny Health Network Employees</b>				
36	MEDICAL DIRECTOR	0	0	0	0
37	PHYSICIANS (Physical Health)	0	1	1	1
38	PHYSICIANS (Physical Health) - PT (16 hours/week)	0	0	0	0
39	MID LEVEL PRACTITIONERS (Physical Health)	0	0	0	0
40	MID LEVEL PRACTITIONERS (Physical Health) - PT (16 hours/week)	0	0	0	0
41	Physicians (Psychiatrists)	2	2	2	2
42	Physicians (Psychiatrists) - PT (8 hours/week)	0	0	0	0
43	MID LEVEL PRACTITIONERS (Mental Health)	0	0	0	0
44	MID LEVEL PRACTITIONERS (Mental Health) - PT	0	0	0	0
45	PSYCHOLOGIST - PT (20 hours/week)	0	0	0	0
46	X-RAY TECHNICIANS	0	0	0	0
	<b>Total Vacancies:</b>	<b>48</b>	<b>48</b>	<b>52</b>	<b>53</b>



# Electronic Monitoring Program

## May 2020

For the month of **May** the Electronic Monitoring Unit saved **28,223** jail bed days.

### The population on May 1, 2020

**626 people**

New Cases Assigned		Active During the Month	
76		700	
Number of People Exiting EM			
Cases Completed Successfully	Successful	60	
Cases Removed for Violations	Absconders*	2	
	Technical Violations of Program	1	
Total Exited Program During the Month			63

### The population on the last day of May 2020

**637 people**

<u>Breakdown of Case Type for People Active at End of Month</u>	
IP Sentence	292
Pre Trial (BA)	87
Drug Court	78
DUI Court	65
Co-op Supervision	46
Detainer	32
Probation	15
District Judge	9
Mental Health Court	4
Parole	3
Sex Offender Court	3
EM Sentence	2
Veterans Court	2
<b>Grand Total</b>	<b>637</b>

**Kim B. Clark**

President Judge  
Court of Common  
Pleas

**Jill E. Rangos**

Administrative  
Judge  
Criminal Division

**Frank J. Scherer**

Director

**Alan Pelton**

Deputy Director

#### Managers

Sanjeev Baidyaroy  
Charlene Christmas  
Stephen Esswein  
Ashlee Lynn  
Molly Morrill  
Robert O'Brien