



## **Allegheny County Jail Oversight Board Meeting**

October 2020

Information Dates

9/16/2020 through 10/15/2020

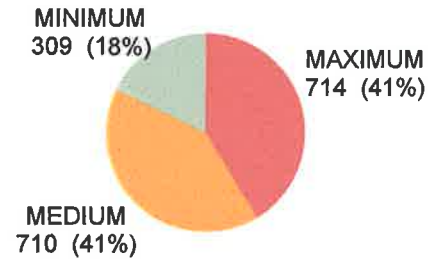
Report Last Updated: 10/21/2020

# I. Census

The monthly census snapshot below shows the point in time Jail population as of **10/1/2020**.

## 1. Jail census by security classification level

	Female	Male	Grand Total
MAXIMUM	25	689	714
MEDIUM	36	674	710
MINIMUM	66	243	309
Grand Total	127	1,606	1,733



## 2. Jail census by gender

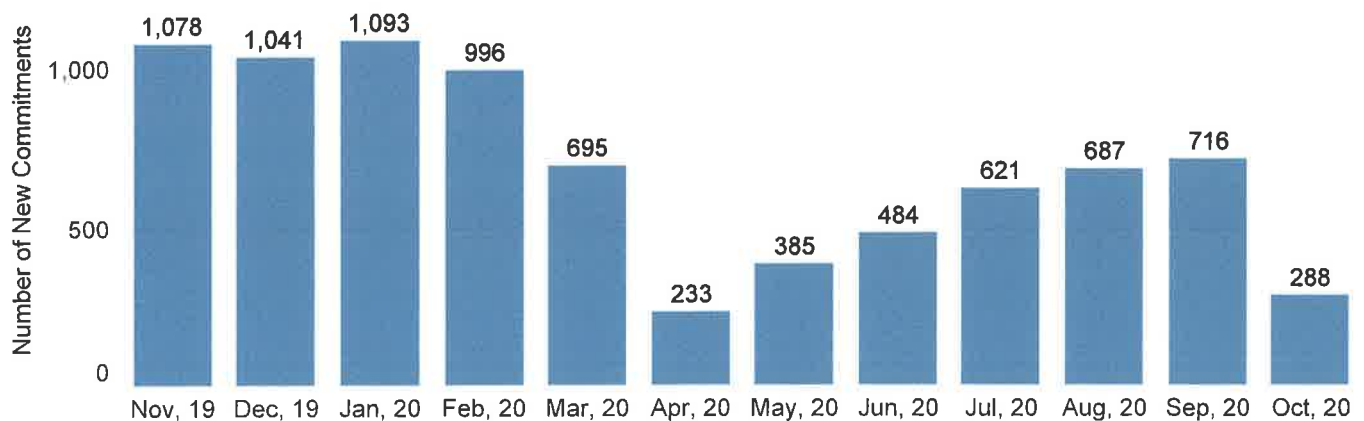
	Female	Male	Grand Total
Adults	127	1,600	1,727
Juveniles	0	6	6
Grand Total	127	1,606	1,733

## 3. Alternative Housing census

	Female	Male	Grand Total
	15	84	99

## 4. New commitments to the jail for the past 12 months

**Note** that data for the most recent month is only through the 15th of the month.



## II. Programs and Services

### 1. Alternative Housing, Re-Entry, and Hope Pre-Release Programs

Table below presents unduplicated counts of active clients, newly enrolled clients, clients who exited the program, clients who successfully completed the program, as well as successful completion rates for the reporting time period (9/16/2020 - 10/15/2020)

	Total Active	New Clients	Exited Clients	Clients Who Successfully Completed	Successful Completion Rate
Alternative Housing (ACTA)	27	8	6	0	0%
Alternative Housing (Renewal)	112	35	31	11	35%
Alternative Housing (The Program Center)	9	3	1	0	0%
Re-Entry (Sentenced)	75	1	6	2	33%
Re-Entry (Detained)	55	6	5	2	40%
Re-Entry (Court Ordered Re-Entry)	5	0	1	0	0%
Hope Pod	58	0	0	0	0%
<b>Unduplicated Total</b>	<b>328</b>	<b>52</b>	<b>50</b>	<b>15</b>	<b>30%</b>

### 2. Other inmate programs in ACJ (9/16/2020 - 10/15/2020)

#### 2.1 AA and NA 12 Step Meetings

Alcoholics Anonymous and Narcotics Anonymous (AA / NA) 12 Step Fellowship Meetings are held 5 times per week. Male and female inmates participate voluntarily in these meetings. Table below shows how many males and females attended the meetings during reporting period. Note that these are not distinct client counts - if a person attended the meeting twice he/she will be counted twice.

Number of Meetings Attended	Female	Male	Grand Total
AA	0	0	0
NA	0	0	0
<b>Grand Total</b>	<b>0</b>	<b>0</b>	<b>0</b>

### 3. Services by number of participants

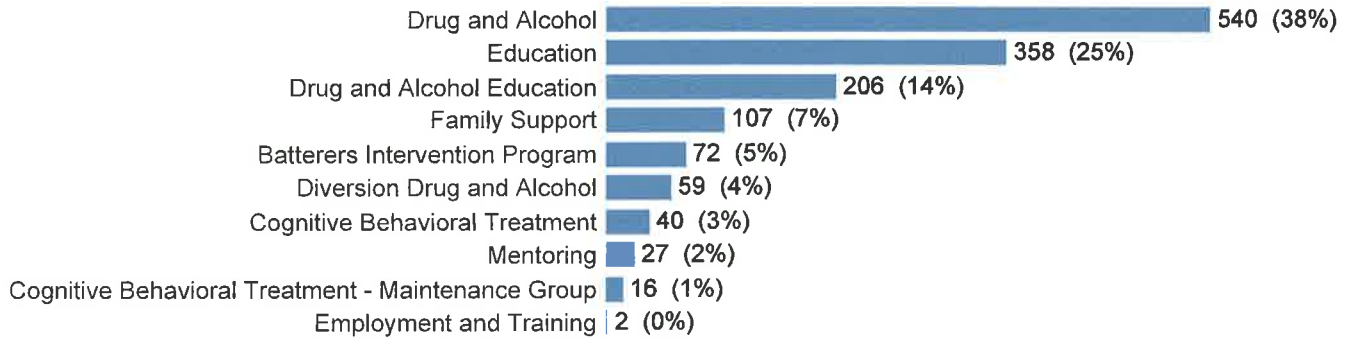
Services provided by **contracted providers** or **volunteers** in **Allegheny County Jail** or at the **Alternative Housing Facilities** are shown in the charts below and in the table on the following page.

In addition to the services shown on below, inmates in Alternative Housing may also be referred out to services in the community. These outside referrals are shown in the following pages.

#### 3.1 Services offered in ACJ during reporting timeframe

The below set of tables and figures present counts of active services, new services, closed services, successfully completed services, as well as successful completion rates for the reporting time period (9/16/2020 - 10/15/2020)

##### Active services (count of services)



##### New services (count of services), service closures (count of services), and service completion rates

	Active Services	New Services	Closed Services	Services Successfully Completed	Successful Completion Rate
Batterers Intervention Program	72	0	2	1	50%
Cognitive Behavioral Treatment	40	22	16	15	94%
Cognitive Behavioral Treatment - Maintenance Group	16	0	0	0	0%
Diversion Drug and Alcohol	59	14	16	8	50%
Drug and Alcohol	540	0	0	0	0%
Drug and Alcohol Education	206	0	0	0	0%
Education	358	0	0	0	0%
Employment and Training	2	0	0	0	0%
Family Support	107	0	7	7	100%
Mentoring	27	0	0	0	0%
<b>Grand Total</b>	<b>1,427</b>	<b>36</b>	<b>41</b>	<b>31</b>	<b>76%</b>

##### Closure reasons (count of services)

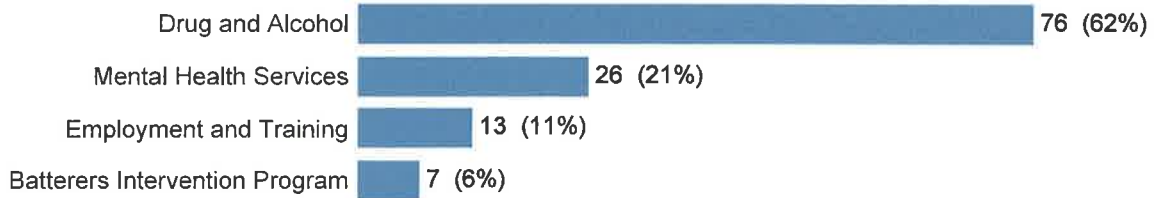
Service Name	Successful Completion	Withdrew/Removed	Release/Transfer	Other	Total
Batterers Intervention Program	1	0	1	0	2
Cognitive Behavioral Treatment	15	0	1	0	16
Diversion Drug and Alcohol	8	8	0	0	16
Family Support	7	0	0	0	7
<b>Grand Total</b>	<b>31</b>	<b>8</b>	<b>2</b>	<b>0</b>	<b>41</b>

### 3.2 Services offered in Alternative Housing sites during reporting timeframe

The below set of tables and figures on this page present counts of active services, new services, closed services, successfully completed services, as well as successful completion rates for the reporting time period (9/16/2020 - 10/15/2020)

Note: CBT stands for Cognitive Behavioral Therapy.

#### Active services (count of services)



#### New services (count of services), service closures (count of services), and service completion rates

AH Site	Service Name	Active Services	New Services	Closed Services	Services Successfully Completed	Successful Completion Rate
ACTA	Drug and Alcohol	21	7	0	0	0%
Female Offender	Drug and Alcohol	6	3	1	0	0%
	Employment and Training	1	0	0	0	0%
Renewal	Batterers Intervention Program	7	3	3	0	0%
	Drug and Alcohol	49	19	20	14	70%
	Employment and Training	12	11	8	8	100%
	Mental Health Services	26	14	7	3	43%
Grand Total		122	57	39	25	64%

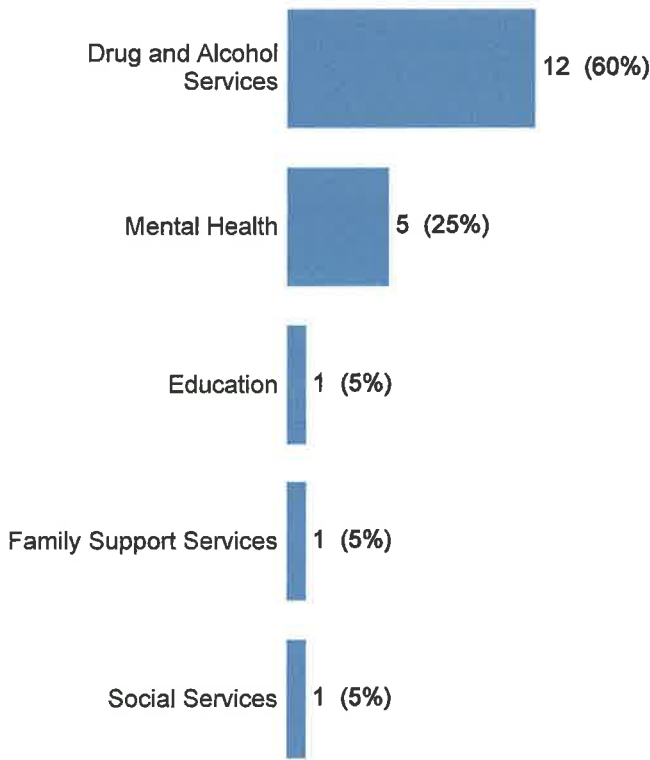
#### Closure reasons (count of services)

AH Site	Service Name	Successful Completion	Withdrew/Removed	Release/Transfer	Other	Total
Female Offender	Drug and Alcohol	0	0	1	0	1
Renewal	Batterers Intervention Program	0	0	1	2	3
	Drug and Alcohol	14	0	0	6	20
	Employment and Training	8	0	0	0	8
	Mental Health Services	3	0	0	4	7
Grand Total		25	0	2	12	39

**Outside service referrals (count of service referrals)**

The following are additional service referrals made to outside agencies in the community for inmates in Alternative Housing. Social services include public benefits, transportation assistance, child care, legal aid, and other services.

**All active services**



**Services by site**

		Active Services	New Services
ACTA	Drug and Alcohol Services	1	1
Female Offender	Education	1	0
	Mental Health	1	0
Renewal	Drug and Alcohol Services	11	0
	Family Support Services	1	0
	Mental Health	4	2
	Social Services	1	1
<b>Grand Total</b>		<b>20</b>	<b>4</b>

**Community service**

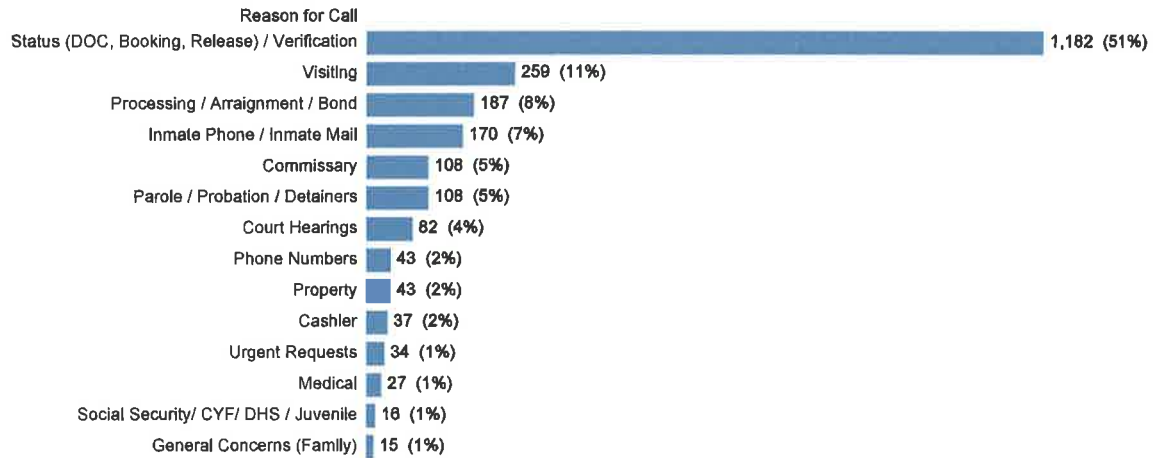
	ACTA	Female Offender	Renewal	Grand Total
Active Services	13	3	48	64
New Services	5	2	15	22
Community Service Hrs	201.3	102.0	3,184.5	3,487.8

**Work release**

	ACTA	Female Offender	Renewal	Grand Total
Distinct Clients Employed During Program	0	0	6	6
Distinct Clients Employed On Report End Date	0	0	1	1

### 3.3 Information and Referral

The Information and Referral phone lines aid family members of inmates and other community members. The figure below show the number of calls received during the timeframe by the type of inquiry. (9/16/2020 - 10/15/2020)



### 3.4 Chaplain's Office and Religious Services

**Note:** All Chaplaincy data is for the month of Sep 2020.

#### Participation in religious services, religious study groups, and pastoral visitation

Total attendance within the timeframe may include duplicate counts of inmates served if inmates choose to participate in more than one service or group per month or request multiple visitations in one month.

Religious Services f..	Services	Group Study	Visitation	Total
Buddhist	0	0	0	0
Catholic *	120	0	0	0
Jehovah's Witness *	0	0	0	0
Jewish *	0	0	0	0
Muslim *	0	0	0	0
Native American	0	0	0	0
Protestant *	158	0	0	0
Total	0	0	0	0

\*These services were also broadcast on TV although viewer counts are not available

#### General visitation

Visitation is conducted by professional and volunteer chaplains, seminarians, and designated religious advisors and usually occurs on the housing units.

Professional Chaplain	250
Volunteer Chaplain	0
Religious Advisor	0
Total	250

Disciplinary Housing Unit (DHU)	12
Mental Health Pod	0
Total	12

#### Notifications

Notifications to inmates regarding death of a family member	6
Notifications to inmates regarding illness of a family member	0
Notifications to family regarding death of an inmate	0
Notifications to family regarding serious illness of an inmate	0
Contact visits related to death or serious illness	0
Total	6

#### Other inmate services

# of Inmates receiving New Court Orientation	39
# of Indigent inmates receiving care packages	4
# of Inmates receiving reading glasses	13
Total	56

### III. Visitation

The percent of inmates receiving visits is calculated as the unduplicated number of inmates who received a visit divided by the total number of inmates in the facility during the timeframe. This total number of inmates includes those who are incarcerated for only a few days or weeks.

All visitation counts are for report period (9/16/2020 - 10/15/2020) except for family and juvenile contact visits, which are for the month of September 2020.

#### 1. ACJ Visitations

##### Regular visits

0

##### Contact visits

Total contact visits	192.0
Number of inmates receiving visits	162.0
Percent of inmates receiving visits	6%

##### Structured family contact visits

0

##### Juvenile contact visits

0

#### 2. Alternative Housing Visitations

0

### IV. Alternative Housing Walkaways and Revocations

Revocations to Jail include all returns to the Jail from Alternative Housing. Returns may occur due to health or medical reasons, court orders, or behavioral infractions. Walkaways from Alternative housing are inmates approved to attend outside activities such as a job, and they do not return to the facility by their curfew. This may include individuals who returned to the facility the same day or have been found and returned to ACJ directly. (9/16/2020 - 10/15/2020)

	Walkaways	Revocation to jail
Alternative Housing (ACTA)	1	3
Alternative Housing (Renewal)	6	14
Alternative Housing (The Program Center)	1	0
Grand Total	8	17

### V. Staffing

Staffing is reported by facility for the timeframe. Staff numbers may not include all contracted and volunteer personnel. (9/16/2020 - 10/15/2020)

Location	Full Time Staff	Part Time Staff	Total Staff
Allegheny County Jail	588	13	601
Renewal	162	6	168
The Program for Offenders (ACTA and TPC)	47	5	52



## VI. Healthcare Services

Category	Healthcare Services	6/16/20 to 7/15/20	07/16/20 to 08/15/..	08/16/20 to 09/15/..	09/16/20 to 10/15/..
I. All Residents	Pre-screens at Booking	1,123	1,308	1,377	1,333
	H&Ps	537	650	693	674
	Cases of TB	0	0	0	0
	Positive STD's	13	3	11	15
II. Females	OBGYN Clinic Visits	22	25	14	22
	No. of pregnant women	11	15	14	17
	Pregnant Females on Methadone	0	0	0	0
	Pregnant Females on Subutex	0	0	0	1
III. Services	Clinic Visits	97	127	161	357
	Dental Visits	449	471	438	446
	Offsite Specialty Referrals	42	44	47	54
	Surgeries	4	2	1	5
	ER Runs	17	19	15	32
IV. Housing	Medical Housing Unit Admissions	76	59	73	87
	Medical Housing Unit (Average length of stay)	3	2	2	2
	MH Admissions	69	56	64	47
V. Mental Health	MH Referrals @ Intake	109	101	103	86
	BH Restraint Events	0	0	0	0
	Suicide Attempts	1	2	1	1
	Suicides	0	0	0	0
	Commitments to Torrance	13	11	5	23
	Admissions to Torrance	13	4	6	4
	Returns from Torrance	6	7	5	7
VI. Substance Use Services	D&A (unduplicated no. of new admissions)	4	17	12	23

**ACJ Healthcare Staff Vacancies**

	<b>Allegheny County Employees</b>	<b>8/3/2020</b>	<b>9/1/2020</b>	<b>9/26/2020</b>	<b>10/20/2020</b>
1	HEALTH SERVICES ADMINISTRATOR	1	0	0	0
2	DEPUTY HEALTH SERVICES ADMINISTRATOR	0	0	0	0
3	DIRECTOR OF NURSING	0	0	0	0
4	ASSISTANT DIRECTOR OF NURSING	2	2	1	1
5	DIRECTOR OF SUBSTANCE USE PROGRAMS	1	1	1	1
6	DIRECTOR OF MENTAL HEALTH PROGRAMS	0	0	0	0
7	CLINIC MANAGER	0	0	0	0
8	STAFF EDUCATOR	0	0	0	0
9	INFECTIOUS DISEASE COORDINATOR	0	0	0	0
10	DETOX NURSE COORDINATOR	1	1	1	1
11	ADMINISTRATIVE ASSISTANTS	2	2	2	2
12	SUPPLY CLERK	0	0	0	0
13	PAYROLL CLERK	0	0	0	0
14	ACCOUNTS PAYABLE	0	0	0	0
15	IT MANAGER	0	0	0	0
16	DISCHARGE PLANNERS	0	0	0	0
17	LICENSED PRACTICAL NURSE	6	5	3	3
18	LICENSED PRACTICAL NURSE - PT (16 hours/week)	0	0	0	0
19	MEDICAL ASSISTANT	2	2	2	2
20	MEDICAL ASSISTANT - PT (16 hours/week)	3	3	3	3
21	MEDICAL RECORDS CLERK	0	0	0	0
22	MEDICAL RECORDS CLERK - PT (16 hours/week)	0	0	0	0
23	MENTAL HEALTH REG NURSE	2	2	2	2
24	MENTAL HEALTH REG NURSE -PT (16 hours/week)	2	2	2	2
25	MENTAL HEALTH SPECIALIST	1	0	1	1
26	MENTAL HEALTH SPECIALIST - PT (16 hours/week)	2	2	2	2
27	PHARMACY/ MEDICATION TECHNICIAN	0	0	0	0
28	PHARMACY/ MEDICATION TECHNICIAN - PT (16 hours/week)	0	0	0	0
29	PSYCHIATRIC AIDE	3	3	3	2
30	REGISTERED NURSE	7	7	7	7
31	REGISTERED NURSE - PT (16 hours/week)	7	7	7	7
32	SUBSTANCE ABUSE COUNSELOR	1	2	2	2
33	SUBSTANCE ABUSE COUNSELOR - PT (16 hours/week)	3	3	3	3
34					
35	<b>Allegheny Health Network Employees</b>				
36	MEDICAL DIRECTOR	0	0	0	0
37	PHYSICIANS (Physical Health)	1	1	0	0
38	PHYSICIANS (Physical Health) - PT (16 hours/week)	0	0	0	0
39	MID LEVEL PRACTITIONERS (Physical Health)	0	0	0	0
40	MID LEVEL PRACTITIONERS (Physical Health) - PT (16 hours/week)	0	0	0	0
41	Physicians (Psychiatrists)	2	1	1	1
42	Physicians (Psychiatrists) - PT (8 hours/week)	0	0	0	0
43	MID LEVEL PRACTITIONERS (Mental Health)	0	0	0	0
44	MID LEVEL PRACTITIONERS (Mental Health) - PT	0	0	0	0
45	PSYCHOLOGIST - PT (20 hours/week)	0	0	0	0
46	X-RAY TECHNICIANS	0	0	0	0
	<b>Total Vacancies:</b>	<b>49</b>	<b>46</b>	<b>43</b>	<b>42</b>

# Electronic Monitoring Program

## September 2020

For the month of September the Electronic Monitoring Unit saved 28,659 jail bed days.

### The population on September 1, 2020

### 667 people

New Cases Assigned	Active During the Month
143	810

Number of People Exiting EM		
Cases Completed Successfully	Successful	103
Cases Removed for Violations	Absconders*	4
	Technical Violations of Program	1
Total Exited Program During the Month		108

### The population on the last day of September 2020

### 703 people

Breakdown of Case Type for People Active at End of Month	
IP Sentence	353
Pre Trial (BA)	96
Drug Court	64
Co-op Supervision	50
DUI Court	50
Probation	28
District Judge	24
Detainer	21
Veterans Court	6
Parole	5
Sex Offender Court	4
EM Sentence	2
<b>Grand Total</b>	<b>703</b>

**Kim B. Clark**

President Judge  
Court of Common  
Pleas

**Jill E. Rangos**

Administrative  
Judge  
Criminal Division

**Frank J. Scherer**

Director

**Alan Pelton**

Deputy Director

**Managers**

Sanjeev Baidyaroy  
Charlene Christmas  
Stephen Esswein  
Ashlee Lynn  
Molly Morrill  
Robert O'Brien

COUNTY OF



ALLEGHENY

RICH FITZGERALD  
COUNTY EXECUTIVE

To: ACJC Operations Committee

From: Orlando L. Harper, Warden

Date: October 19, 2020

Re: Inmate Welfare Expenditure Request: Sweatshirts and Sweatpants

---

Inmates that are being released from Allegheny County Jail may be unable to be released in the original clothes they came to ACJ wearing because they are soiled, ill-fitting, ripped/torn, or not suitable for the current weather conditions. Therefore, Allegheny County Jail is requesting approval to buy sweatshirts and sweatpants to give to releasing inmates for clothing when the need arises. The Discharge and Release Center staff will work with the Intake officers to make sure no one is released from ACJ without proper clothing.

Request approval for an order of **200 large sweatpants/sweatshirts, 300 x-large sweatpants/sweatshirts, and 200 2x large sweatpants/sweatshirts** for this coming year for the period of 11-1-2020 thru 11-01-2021.

Total cost:

**Walmart: Sweat suit sets (sweatpants and sweatshirt) 700x\$14.00 per set = \$9,800.00**



ORLANDO L. HARPER, WARDEN  
**ALLEGHENY COUNTY JAIL**  
950 SECOND AVENUE • PITTSBURGH, PA 15219  
PHONE (412) 350-2000 • (412) 350-2032  
WWW.ALLEGHENYCOUNTY.US

COUNTY OF



ALLEGHENY

RICH FITZGERALD  
COUNTY EXECUTIVE

To: ACJC Operations Committee

From: Orlando L. Harper, Warden

Date: October 19, 2020

Re: Inmate Welfare Expenditure Request: Thermal Shirts

Each year the Chaplain's Office provides a holiday package to all inmates in the jail which includes items such as basic toiletries, pen and paper, a packet of hot chocolate, and several other small items. Traditionally a thermal shirt is also included. The Inmate Welfare Fund normally provides funds for the thermal shirts.

This year we are requesting funds for 167 dozen (2004) thermal shirts to be purchased from Bob Barker. Extra thermal shirts are given to the new inmates at their inmate orientation. Please see the quotation from Bob Barker below.

**Total Cost: \$6387.75**

**Sales Quote**

Quote Number: NC1001555379  
Quote Date: 09/18/2020  
Quote Expiration Date: 11/02/2020  
Customer Code: ALLPA5  
Customer PO#: Q091820  
Created By: Kellyrose  
Quoted To: Sgt Andrea Moore



Mailing: PO Box 429, Fuquay-Varina, NC 27526-0429  
Payment: PO Box 890885, Charlotte, NC 28289-0885  
Phones: (800) 334-9880 Fax: (800) 322-7537  
Fed ID #: 56-1558062

Page 1 of 1

**Sold To:**

Allegheny Office of Controller  
Courthouse  
436 Grant St Ste 212  
Pittsburgh, PA 15219 US

**Ship To:**

Allegheny Cnty Jail  
Sgt Andrea Moore  
950 2nd Ave  
Pittsburgh, PA 15219 US

Product Code	Quantity	U/M	Unit Price	Amount
83-2XL Top, Unisex Thermal Sz 2xl	167	D12	\$38.25	\$6,387.75

When placing your order, please refer to this quote# number.  
BBC reserves the right to evaluate and change pricing if quantities are adjusted and/or if this quote expiration date has passed

Subtotal:	6,387.75
Freight:	0.00
Taxes:	0.00
Payment:	0.00
<b>Total:</b>	<b>\$6,387.75</b>

While Bob Barker Company strives to maintain an in stock position on all stock items, item quantities listed on this quote does not guarantee inventory availability at time of order placement. If you have questions please contact your Account Manager.



ORLANDO L. HARPER, WARDEN  
ALLEGHENY COUNTY JAIL  
950 SECOND AVENUE • PITTSBURGH, PA 15219  
PHONE (412) 350-2000 • (412) 350-2032  
WWW.ALLEGHENYCOUNTY.US