



Allegheny County Jail Oversight Board Meeting

February 2021

Information Dates

1/16/2021 through 2/15/2021

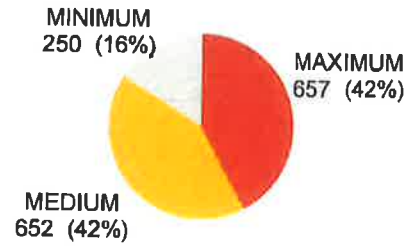
Report Last Updated: 2/24/2021

I. Census

The monthly census snapshot below shows the point in time Jail population as of **2/1/2021**.

1. Jail census by security classification level

	Female	Male	Grand Total
MAXIMUM	24	633	657
MEDIUM	43	609	652
MINIMUM	50	200	250
Grand Total	117	1,442	1,559



2. Jail census by gender

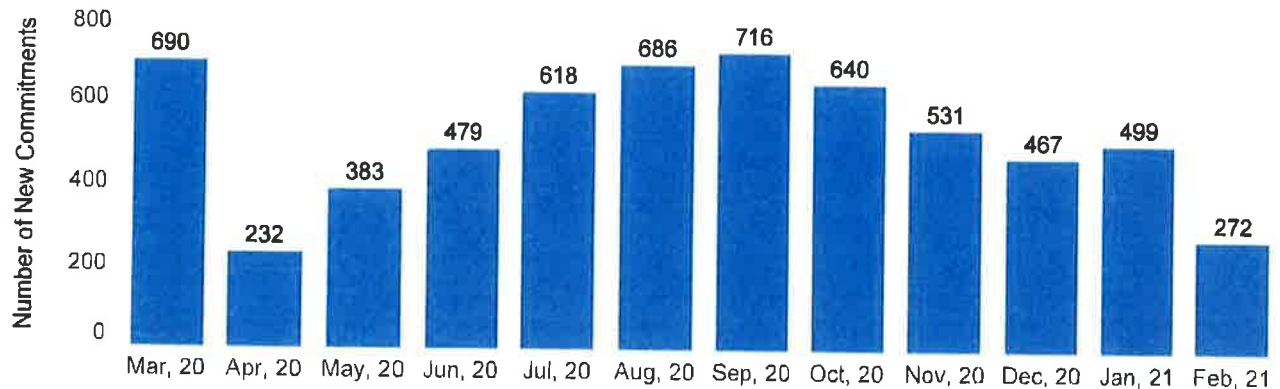
	Female	Male	Grand Total
Adults	117	1,431	1,548
Juveniles	0	11	11
Grand Total	117	1,442	1,559

3. Alternative Housing census

	Female	Male	Unknown	Grand Total
	23	89	1	113

4. New commitments to the jail for the past 12 months

Note that data for the most recent month is only through the 15th of the month.



II. Programs and Services

1. Alternative Housing, Re-Entry, and Hope Pre-Release Programs

Table below presents unduplicated counts of active clients, newly enrolled clients, clients who exited the program, clients who successfully completed the program, as well as successful completion rates for the reporting time period (1/16/2021 - 2/15/2021)

	Total Active	New Clients	Exited Clients	Clients Who Successfully Completed	Successful Completion Rate
Alternative Housing (ACTA)	26	9	7	1	14%
Alternative Housing (Renewal)	107	25	35	23	66%
Alternative Housing (The Program Center)	22	2	2	0	0%
Re-Entry (Sentenced)	51	4	9	3	33%
Re-Entry (Detained)	44	9	1	1	100%
Re-Entry (Court Ordered Re-Entry)	4	0	0	0	0%
Hope Pod	58	0	0	0	0%
Unduplicated Total	299	47	54	28	52%

2. Other inmate programs in ACJ (1/16/2021 - 2/15/2021)

2.1 AA and NA 12 Step Meetings

Alcoholics Anonymous and Narcotics Anonymous (AA / NA) 12 Step Fellowship Meetings are held 5 times per week. Male and female inmates participate voluntarily in these meetings. Table below shows how many males and females attended the meetings during reporting period. Note that these are not distinct client counts - if a person attended the meeting twice he/she will be counted twice.

Number of Meetings Attended	Female	Male	Grand Total
AA	0	0	0
NA	0	0	0
Grand Total	0	0	0

3. Services by number of participants

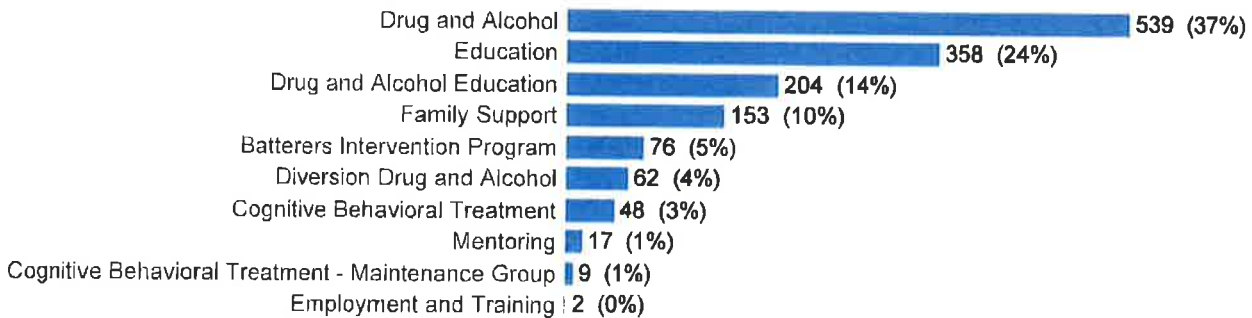
Services provided by **contracted providers** or **volunteers** in **Allegheny County Jail** or at the **Alternative Housing Facilities** are shown in the charts below and in the table on the following page.

In addition to the services shown on below, inmates in Alternative Housing may also be referred out to services in the community. These outside referrals are shown in the following pages.

3.1 Services offered in ACJ during reporting timeframe

The below set of tables and figures present counts of active services, new services, closed services, successfully completed services, as well as successful completion rates for the reporting time period (1/16/2021 - 2/15/2021)

Active services (count of services)



New services (count of services), service closures (count of services), and service completion rates

	Active Services	New Services	Closed Services	Services Successfully Completed	Successful Completion Rate
Batterers Intervention Program	76	0	0	0	0%
Cognitive Behavioral Treatment	48	25	11	0	0%
Cognitive Behavioral Treatment - Maintenance Group	9	1	0	0	0%
Diversion Drug and Alcohol	62	22	13	7	54%
Drug and Alcohol	539	0	0	0	0%
Drug and Alcohol Education	204	0	0	0	0%
Education	358	0	0	0	0%
Employment and Training	2	0	0	0	0%
Family Support	153	0	7	3	43%
Mentoring	17	0	0	0	0%
Grand Total	1,468	48	31	10	32%

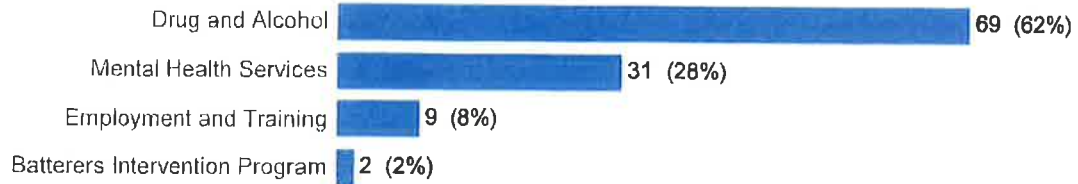
Closure reasons (count of services)

Service Name	Successful Completion	Withdrew/Removed	Release/Transfer	Other	Total
Cognitive Behavioral Treatment	0	4	7	0	11
Diversion Drug and Alcohol	7	5	1	0	13
Family Support	3	1	3	0	7
Grand Total	10	10	11	0	31

3.2 Services offered in Alternative Housing sites during reporting timeframe

The below set of tables and figures on this page present counts of active services, new services, closed services, successfully completed services, as well as successful completion rates for the reporting time period (1/16/2021 - 2/15/2021)
 Note: CBT stands for Cognitive Behavioral Therapy.

Active services (count of services)



New services (count of services), service closures (count of services), and service completion rates

AH Site	Service Name	Active Services	New Services	Closed Services	Services Successfully Completed	Successful Completion Rate
ACTA	Drug and Alcohol	18	5	2	1	50%
Female Offender	Drug and Alcohol	14	3	0	0	0%
	Employment and Training	1	0	0	0	0%
Renewal	Batterers Intervention Program	2	1	0	0	0%
	Drug and Alcohol	37	13	9	5	56%
	Employment and Training	8	6	5	5	100%
	Mental Health Services	31	7	10	5	50%
Grand Total		111	35	26	16	62%


Closure reasons (count of services)

AH Site	Service Name	Successful Completion	Withdrew/Removed	Release/Transfer	Other	Total
ACTA	Drug and Alcohol	1	0	0	0	2
Renewal	Drug and Alcohol	5	0	0	3	9
	Employment and Training	5	0	0	0	5
	Mental Health Services	5	0	0	5	10
Grand Total		16	0	0	8	26

Outside service referrals (count of service referrals)

The following are additional service referrals made to **outside agencies** in the **community** for inmates in **Alternative Housing**. Social services include public benefits, transportation assistance, child care, legal aid, and other services.

All active services



Services by site

Site	Service	Active Services	New Services
Female Offender	Mental Health	1	1
Renewal	Drug and Alcohol Services	5	0
	Mental Health	4	0
	Social Services	2	0
Grand Total		12	1

Community service

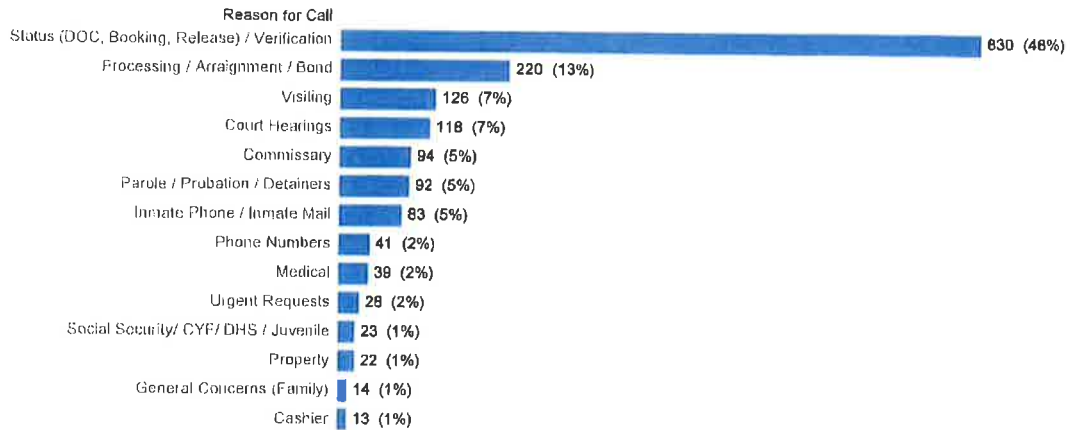
	ACTA	Female Offender	Renewal	Grand Total
Active Services	7	5	37	49
New Services	1	0	4	5
Community Service Hrs	161.0	306.5	1,131.0	1,598.5

Work release

	ACTA	Female Offender	Renewal	Grand Total
Distinct Clients Employed During Program	0	1	4	5
Distinct Clients Employed On Report End Date	0	0	2	2

3.3 Information and Referral

The Information and Referral phone lines aid family members of Inmates and other community members. The figure below show the number of calls received during the timeframe by the type of inquiry. (1/16/2021 - 2/15/2021)



3.4 Chaplain's Office and Religious Services

Note: All Chaplaincy data is for the month of Jan 2021.

Participation in religious services, religious study groups, and pastoral visitation

Total attendance within the timeframe may include duplicate counts of inmates served if inmates choose to participate in more than one service or group per month or request multiple visitations in one month.

Religious Services for Specific F.	Services	Group Study	Visitation	Total
Buddhist*	0	0	0	0
Catholic*	91	0	0	91
Jehovah's Witness	0	0	0	0
Jewish*	0	0	0	0
Muslim*	0	0	0	0
Native American	0	0	0	0
Protestant*	90	0	0	90
Total	181	0	0	181

*These services were also broadcast on television although exact viewer counts are not available.

General visitation

Visitation is conducted by professional and volunteer chaplains, seminarians, and designated religious advisors and usually occurs on the housing units.

Professional Chaplain	291
Volunteer Chaplain	0
Religious Advisor	0
Total	291
Disciplinary Housing Unit (DHU)	6
Mental Health Pod	103
Total	109

Notifications

Notifications to inmates regarding death of a family member	3
Notifications to inmates regarding illness of a family member	1
Notifications to family regarding death of an inmate	0
Notifications to family regarding serious illness of an inmate	0
Contact visits related to death or serious illness	0
Total	4

Other inmate services

# of inmates receiving New Court Orientation	23
# of Indigent inmates receiving care packages	5
# of Inmates receiving reading glasses	14
Total	42

III. Visitation

The percent of inmates receiving visits is calculated as the unduplicated number of inmates who received a visit divided by the total number of inmates in the facility during the timeframe. This total number of inmates includes those who are incarcerated for only a few days or weeks.

All visitation counts are for report period (1/16/2021 - 2/15/2021) except for family and juvenile contact visits, which are for the month of January 2021.

1. ACJ Visitations

Regular visits		Contact visits	
Total regular visits	301	Total contact visits	44
Number of inmates receiving visits	301	Number of inmates receiving visits	25
Percent of inmates receiving visits	13%	Percent of inmates receiving visits	1%
Structured family contact visits		Juvenile contact visits	
0		0	

2. Alternative Housing Visitations

0

IV. Alternative Housing Walkaways and Revocations

Revocations to Jail include all returns to the Jail from Alternative Housing. Returns may occur due to health or medical reasons, court orders, or behavioral infractions. Walkaways from Alternative housing are inmates approved to attend outside activities such as a job, and they do not return to the facility by their curfew. This may include individuals who returned to the facility the same day or have been found and returned to ACJ directly. (1/16/2021 - 2/15/2021)

	Walkaways	Revocation to jail
Alternative Housing (ACTA)	3	0
Alternative Housing (Renewal)	3	9
Alternative Housing (The Program Center)	0	1
Grand Total	6	10

V. Staffing

Staffing is reported by facility for the timeframe. Staff numbers may not include all contracted and volunteer personnel. (1/16/2021 - 2/15/2021)

Location	Full Time Staff	Part Time Staff	Total Staff
Allegheny County Jail	605	12	617
Renewal	169	7	176
The Program for Offenders (ACTA and WH)	49	6	55

VI. Healthcare Services

Category	Healthcare Services	11/16/20 to 12/15/20	12/16/20 to 1/15/21	1/16/21 to 2/15/21
I. All Residents	Pre-screens at Booking	1,093	918	1082
	H&Ps	527	437	622
	Cases of TB	0	0	0
	Positive STD's	12	6	13
II. Females	OBGYN Clinic Visits	13	20	17
	No. of pregnant women	13	6	6
	Pregnant Females on Methadone	0	0	0
	Pregnant Females on Subutex	1	1	1
III. Services	Clinic Visits	135	123	234
	Dental Visits	328	346	290
	Offsite Specialty Referrals	32	33	56
	Surgeries	0	4	5
	ER Runs	20	18	16
IV. Housing	Medical Housing Unit Admissions	86	49	67
	Medical Housing Unit (Average length of stay)	2	3.25	2.5
	MH Admissions	52	37	71
V. Mental Health	MH Referrals @ Intake	90	64	95
	BH Restraint Events	0	0	0
	Suicide Attempts	6	1	0
	Suicides	0	0	0
	Commitments to Torrance	15	8	14
	Admissions to Torrance	1	0	1
	Returns from Torrance	4	0	1
VI. Substance Use Services D&A (no. of new admissions)		7	17	14

ACI Healthcare Staff Vacancies

	Allegheny County Employees	10/20/2020	11/4/2020	12/1/2020	1/1/2021	2/3/2021	2/22/2021		
1	HEALTH SERVICES ADMINISTRATOR	0	0	1	1	1	1		
2	DEPUTY HEALTH SERVICES ADMINISTRATOR	0	0	0	0	0	0		
3	DIRECTOR OF NURSING	0	1	1	1	1	1		
4	ASSISTANT DIRECTOR OF NURSING	1	1	1	1	3	3		
5	DIRECTOR OF SUBSTANCE USE PROGRAMS	1	1	0	0	0	0		
6	DIRECTOR OF MENTAL HEALTH PROGRAMS	0	0	0	1	1	1		
7	CLINIC MANAGER	0	0	0	0	0	0		
8	STAFF EDUCATOR	0	0	0	0	0	0		
9	INFECTIOUS DISEASE COORDINATOR	0	0	0	0	0	0		
10	DETOX NURSE COORDINATOR	1	1	1	1	1	1		
11	ADMINISTRATIVE ASSISTANTS	2	2	2	2	2	2		
12	SUPPLY CLERK	0	0	0	0	0	0		
13	PAYROLL CLERK	0	0	0	0	0	0		
14	ACCOUNTS PAYABLE	0	0	0	0	0	0		
15	IT MANAGER	0	0	0	0	0	0		
16	DISCHARGE PLANNERS	0	0	0	0	0	0		
17	LICENSED PRACTICAL NURSE	3	3	3	3	3	3		
18	LICENSED PRACTICAL NURSE - PT (16 hours/week)	0	0	0	0	0	0		
19	MEDICAL ASSISTANT	2	2	2	2	2	2		
20	MEDICAL ASSISTANT - PT (16 hours/week)	3	3	3	3	3	3		
21	MEDICAL RECORDS CLERK	0	0	0	0	0	0		
22	MEDICAL RECORDS CLERK - PT (16 hours/week)	0	0	0	0	0	0		
23	MENTAL HEALTH REG NURSE	2	2	2	2	2	2		
24	MENTAL HEALTH REG NURSE -PT (16 hours/week)	2	2	2	2	2	2		
25	MENTAL HEALTH SPECIALIST	1	1	1	1	1	1		
26	MENTAL HEALTH SPECIALIST - PT (16 hours/week)	2	2	2	2	2	2		
27	PHARMACY/ MEDICATION TECHNICIAN	0	0	0	0	0	0		
28	PHARMACY/ MEDICATION TECHNICIAN - PT (16 hours/week)	0	0	0	0	0	0		
29	PSYCHIATRIC AIDE	2	2	2	2	2	2		
30	REGISTERED NURSE	7	7	7	7	7	7		
31	REGISTERED NURSE - PT (16 hours/week)	7	6	7	7	7	7		
32	SUBSTANCE ABUSE COUNSELOR	2	2	2	2	2	2		
33	SUBSTANCE ABUSE COUNSELOR - PT (16 hours/week)	3	3	3	3	3	3		
34									
35	Allegheny Health Network Employees								
36	MEDICAL DIRECTOR	0	0	0	0	0	0		
37	PHYSICIANS (Physical Health)	0	0	0	0	0	0		
38	PHYSICIANS (Physical Health) - PT (16 hours/week)	0	0	0	0	0	0		
39	MID LEVEL PRACTITIONERS (Physical Health)	0	0	0	0	0	0		
40	MID LEVEL PRACTITIONERS (Physical Health) - PT (16 hours/week)	0	0	0	0	0	0		
41	Physicians (Psychiatrists)	1	1	1	1	1	1		
42	Physicians (Psychiatrists) - PT (8 hours/week)	0	0	0	0	0	0		
43	MID LEVEL PRACTITIONERS (Mental Health)	0	0	0	0	0	0		
44	MID LEVEL PRACTITIONERS (Mental Health) - PT	0	0	0	0	0	0		
45	PSYCHOLOGIST - PT (20 hours/week)	0	0	0	0	0	0		
46	X-RAY TECHNICIANS	0	0	0	0	0	0		
	Total Vacancies:	42	42	43	43	45	44	0	0



Electronic Monitoring Program

January 2021

For the month of **January** the Electronic Monitoring Unit saved **29,247** jail bed days.

The population on January 1, 2021

630 people

<p>Kim B. Clark President Judge Court of Common Pleas</p>	<p>New Cases Assigned 123</p>	<p>Active During the Month 753</p>	
	<p>Number of People Exiting EM</p>		
<p>Jill E. Rangos Administrative Judge Criminal Division</p>	<p>Cases Completed Successfully</p>	<p>Successful</p>	<p>86</p>
	<p>Cases Removed for Violations</p>	<p>Absconders*</p>	<p>1</p>
		<p>Technical Violations of Program</p>	<p>3</p>
<p>Frank J. Scherer Director</p>	<p>Total Exited Program During the Month</p>		<p>90</p>

The population on the last day of January 2021

663 people

<p>Alan Pelton Deputy Director</p>	<p><u>Breakdown of Case Type for People Active at End of Month</u></p>	
<p><u>Managers</u> Sanjeev Baidyaroy Charlene Christmas Stephen Esswein Ashlee Lynn Molly Morrill Robert O'Brien</p>	<p>IP Sentence</p>	<p>318</p>
	<p>Pre Trial (BA)</p>	<p>119</p>
	<p>Drug Court</p>	<p>51</p>
	<p>Co-op Supervision</p>	<p>48</p>
	<p>Probation</p>	<p>39</p>
	<p>DUI Court</p>	<p>36</p>
	<p>Detainer</p>	<p>18</p>
	<p>District Judge</p>	<p>14</p>
	<p>Veterans Court</p>	<p>7</p>
	<p>Parole</p>	<p>6</p>
	<p>EM Sentence</p>	<p>4</p>
	<p>Sex Offender Court</p>	<p>3</p>
	<p>Grand Total</p>	<p>663</p>

Updated guidance:

<https://www.cdc.gov/coronavirus/2019-ncov/community/correction-detention/testing.html>

When testing might be needed

This page describes three scenarios when incarcerated or detained persons (IDP) or staff in correctional and detention facilities may need to have an initial SARS-CoV-2 [viral test](#):

- Testing individuals with signs or [symptoms consistent with COVID-19](#)
- Testing asymptomatic individuals with recent known or suspected exposure to SARS-CoV-2 to control transmission
- Testing asymptomatic individuals without known or suspected exposure to SARS-CoV-2 for early identification

This page also outlines considerations for [planning broad-based testing in correctional and detention facilities](#) (i.e., testing both symptomatic and asymptomatic persons), including:

- [Practical considerations for implementing broad testing for SARS-CoV-2 in correctional and detention facilities](#)
- [Checklist of considerations to help facilities make decisions about how and when to test broadly for SARS-CoV-2](#)

These considerations are intended to provide evidence-based strategies for SARS-CoV-2 testing among IDP and staff who work in correctional and detention facilities. Depending on the context, specific testing considerations may be applied to IDP, staff, or both.


We test individuals with signs symptoms – we test individuals with recent or suspected known exposure to SARVS-CoV-2 – AND we test asymptomatic individuals (i.e. entire housing units with no known exposure). We do NOT do BROAD based universal testing in the facility.

Practical considerations for implementing broad-based testing for SARS-CoV-2 in correctional and detention facilities

For more information on testing procedures, including choosing a physical location for testing, ensuring adequate ventilation, planning movement through the testing location, and ensuring appropriate PPE, please see [Performing Broad-Based Testing for SARS-CoV-2 in Congregate Settings](#).

Checklist of considerations to assist facilities in their decision-making process about how and when to test broadly for SARS-CoV-2

- ✓ Work with [state/local health departments](#) to help inform decision-making about broad-based testing in correctional and detention facilities.

- ✓ If a facility decides to implement broad-based testing, use [viral tests](#) with [Emergency Use Authorization](#)  from FDA, and ensure that the manufacturers' instructions regarding sample collection and transport are strictly followed to maximize accuracy of results. Work with [state/local health departments](#) and laboratories to choose appropriate tests and necessary supplies.

- ✓ If pursuing broad-based testing, strongly consider a program that includes testing for both IDP and staff.

- ✓ If pursuing broad-based testing, strongly consider a program that includes testing for both IDP and staff.
 - In some facilities, COVID-19 cases have been initially identified among staff, before any cases have been identified among IDP.
 - Because staff move between the facility and the community daily, the risks of introducing infection into the facility from the community and/or bringing infection from the facility back into the community is ongoing.
 - If there are operational, contractual, and/or legal reasons to refrain from testing staff within the facility or concerns about using facility resources/personnel to test staff, investigate options to work with community partners or state/local health departments to implement staff testing.