

Allegheny County, Pennsylvania

POPULAR ANNUAL FINANCIAL REPORT

for year ended December 31, 2021

Presented by
Allegheny County Controller
Corey O'Connor



Contents

| | |
|----|---------------------|
| 04 | Welcome |
| 05 | County Government |
| 06 | About this report |
| 07 | County Facts |
| 09 | Finances in brief |
| 11 | Revenue |
| 13 | Expenditures |
| 15 | Health & Welfare |
| 17 | Associated agencies |
| 18 | Parks & recreation |
| 19 | Transportation |
| 20 | Infrastructure |
| 21 | Public safety |
| 22 | Resources |



A \$34.4 million rehabilitation of the County's Roberto Clemente (Sixth St.) Bridge began in February 2022 and is expected to conclude in December 2023. This follows the \$25.4 million Andy Warhol Bridge rehabilitation project in 2016-17 and the \$23.3 million Rachel Carson Bridge rehabilitation project in 2019-20. The "Sister Bridges" are the only trio of identical bridges in the world and the first self-anchored suspension bridges in the United States.

Source: Allegheny County news release February 11, 2022





View this report
with interactive
charts at

AlleghenyController.com/2021PAFR

Residents and Friends of Allegheny County:

As I begin my tenure as County Controller, I am pleased to share this Popular Annual Financial Report. I am excited to work with the office's dedicated team of accountants, auditors, systems managers and analysts to fulfill our government's obligations of transparency and accountability.

The coming months will be a crucial time for clear and reliable information on our County's financial standing. While 2021 proved to be a year of resurgence from the fiscal low point of the COVID-19 pandemic, new economic challenges and impending events such as the expiration of emergency federal funding mean we must be vigilant.

Regardless, priorities such as providing essential human services that can mitigate worsening crises such as the opioid use epidemic, creating and maintaining affordable housing, alleviating adverse environmental conditions in some of our most disadvantaged communities, and supporting transportation and infrastructure must move forward.

To ensure transparency in County expenditures and that they reflect the priorities of the public, I will advocate for the County to institute line-item budgeting that provides greater detail to our representatives on Council and our citizens. I look forward to utilizing the resources of my office to facilitate this important reform.

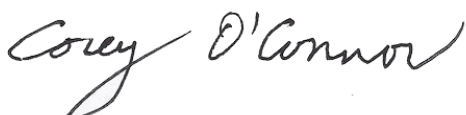
In my prior public role on Pittsburgh City Council, I represented neighborhoods in the immediate vicinity of the Fern Hollow Bridge, which collapsed in January. Since then, attention has rightfully turned throughout the region to the condition of our many bridges. While the County did not own or maintain the collapsed bridge, it is responsible for more than 300 bridges at least eight feet in length. I have been encouraged by the County's openness on the condition of its bridges and its disclosure of its plans to address each bridge rated in poor condition (see Page 20). The construction inspection team of the Controller's office will monitor each of these projects for compliance with specifications, as it does all construction contracts entered into by the County.

We must be open about conditions within our County Jail, where a tragic string of deaths of incarcerated individuals has occurred in recent months, and pursue improvements with due urgency. Incidents such as deaths of those in our care are not only devastating to families and communities but present considerable financial liabilities to all of our taxpayers.


In both the public and private sectors, we must work to ensure that investments, training efforts and resource allocation matches the need for workers. To this end, I will be convening an Industry Best Practices Working Group with participants from our emerging employment sectors, government and private institutions they depend on to prepare workers and support job growth.

I have no doubt that by harnessing our strengths and confronting our challenges head-on, we can improve the quality of life of every County resident and each of our prospects for the future. But in pursuing any task, it is crucial to know the resources we are able to bring to bear. I wanted to serve as Controller in order to make sure taxpayer funds with which our government is entrusted can make the greatest impact in our communities. I look forward to your friendship and partnership as I pursue this important role.

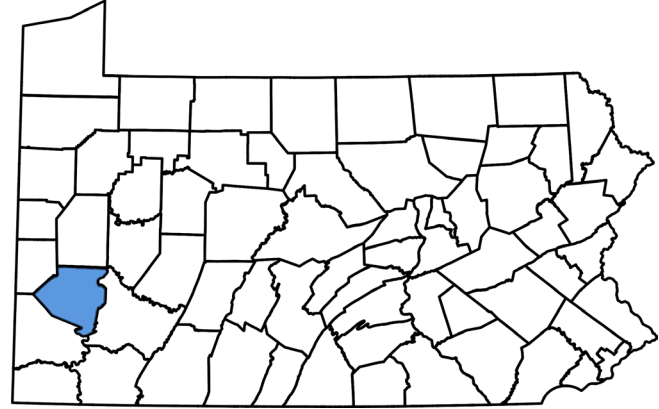
Sincerely,



Corey O'Connor
Allegheny County Controller



Allegheny County



County Council

Council At-Large

Samuel DeMarco III
Bethany Hallam

Council District 1

Jack Betkowski

Council District 2

Suzanne Filiaggi

Council District 3

Anita Prizio

Council District 4

Patrick Catena (President)

Council District 5

Tom Duerr

Council District 6

John F. Palmiere

Council District 7

Nicholas Futules

Council District 8

Michelle Naccarati-Chapkis

Council District 9

Robert J. Macey

Council District 10

DeWitt Walton

Council District 11

Paul Klein

Council District 12

Robert Palmosina

Council District 13

Olivia "Liv" Bennett

County Officials

County Executive

Rich Fitzgerald

County Controller

Corey O'Connor

District Attorney

Stephen A. Zappala, Jr.

Sheriff

Kevin Kraus

County Treasurer

John K. Weinstein




About this Report

Although this report is largely based on Allegheny County's 2021 Annual Comprehensive Financial Report, this report is not prepared in accordance with generally accepted accounting principles ("GAAP"). Only the financial data for the general government is included in this report and, therefore, all of the County's discretely presented component units are excluded. Additionally, information is presented in a summarized manner and certain financial statements and note disclosures required by GAAP are omitted. A copy of this PAFR as well as the County's audited 2021 Annual Comprehensive Financial Report, which is prepared in accordance with GAAP, is located on www.AlleghenyController.com.

"The Government Finance Office Association of the United States and Canada (GFOA) has given an Award for Outstanding Achievement in Popular Annual Financial Reporting to Allegheny County Pennsylvania for its Popular Annual Financial Report for the fiscal year ended December 31, 2020. The Award for Outstanding Achievement in Popular Annual Financial Reporting is a prestigious national award recognizing conformance with the highest standards for preparation of state and local government popular reports.

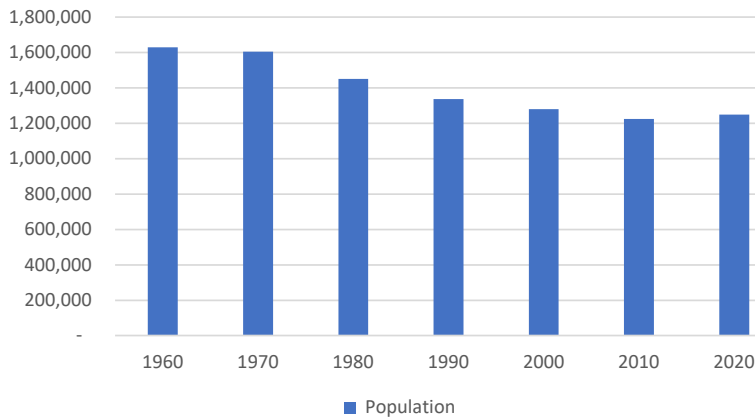
In order to receive an Award for Outstanding Achievement in Popular Annual Financial Reporting, a government unit must publish a Popular Annual Financial Report, whose contents conform to program standards of creativity, presentation, understandability, and reader appeal.

An Award for Outstanding Achievement in Popular Annual Financial Reporting is valid for a period of one year only. We believe our current report continues to conform to the Popular Annual Financial Reporting requirements, and we are submitting it to GFOA.



County Facts

Allegheny County Population



Allegheny County has a population of 1,250,578 according to the 2020 Census, an increase of 2.2% over the previous census in 2010. While the growth rate was still smaller than for the U.S. population as a whole, which increased by 7.4% over the same period, this was the first decennial Census that showed an increase in the County's population since 1960. In the 2021 American Community Survey estimates, the population of Allegheny County fell by 12,488 residents since the 2020 Census; 4,700 of those were due to natural population loss (more deaths than births), and the rest was due to net migration out of the County. COVID-19 led to an increase in deaths across the country, but the Pittsburgh region was especially affected due to its older age structure: the region's natural population loss from 2020 to 2021 was the largest of any metro area in the U.S.

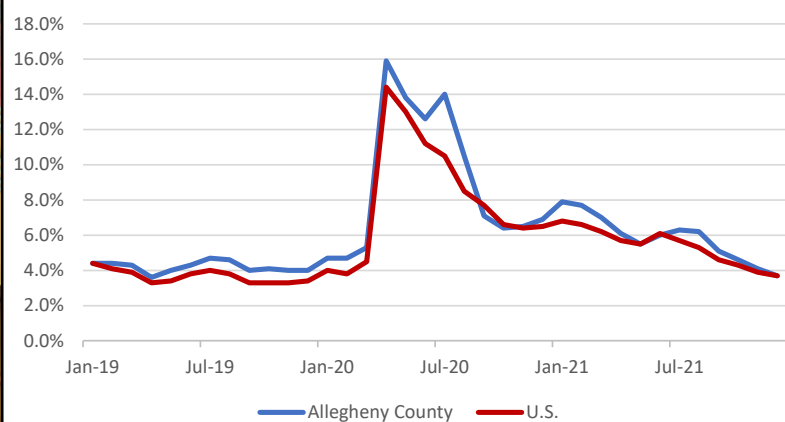
The 2020 Census also showed the County becoming more diverse: the population who identify as White-alone fell by 50,974 (-5.1%), Asian-alone increased by 24,451 (71.7%), and the population who identify as two or more races increased by 43,107 (190.7%). The number of residents of any race who identify as Hispanic or Latino increased by 15,255 (80.0%). Also, while the total Black-alone population of the County increased by just 1,817 (1.1%), there was a larger shift internally: the Black-alone population of the City of Pittsburgh fell by 10,660 (-13.4%), but increased by 12,477 (15.4%) across the rest of the County.

While 2020 Census data on age is not yet available, the most recent ACS estimates (2016-2020) show that Allegheny County has an older age structure than the country as a whole. In Allegheny County, 19.3% of residents are over the age of 65; nationally only 16.0% of the population was in that age bracket. At the other end of the age scale, 18.9% of Allegheny County residents were under 18, well below the national average of 22.4%.

Due to the COVID-19 pandemic, the annualized unemployment rate for Allegheny County in 2020 was 9.0%, more than double what it was in 2019 (4.2%). However, in 2021 the annualized unemployment rate was down to 5.9%. Also, the monthly rate fell throughout the year, so that by November and December unemployment was lower than it had been for those same months in 2019, before the pandemic. In December of 2021, the County's unemployment rate was 3.7%, the same rate as the country as a whole.

| | Allegheny County | US | Difference |
|----------|------------------|-------|------------|
| Under 5 | 5.3% | 6.0% | -0.7% |
| Under 18 | 18.9% | 22.4% | -3.5% |
| Over 65 | 19.3% | 16.0% | 3.3% |

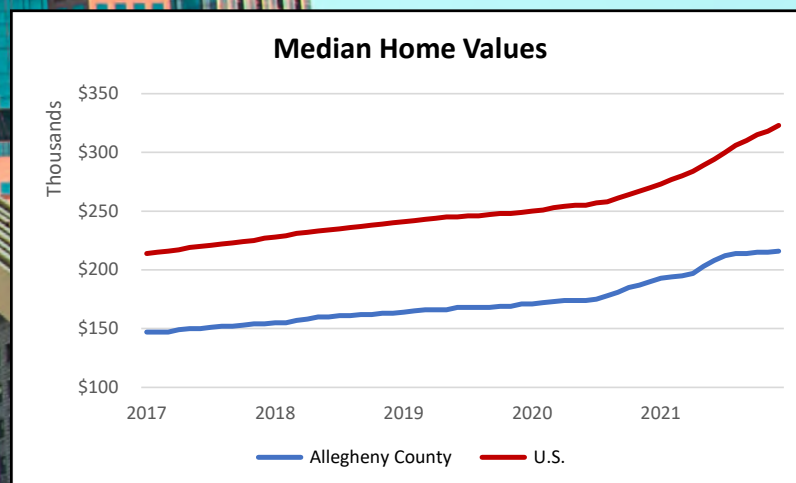
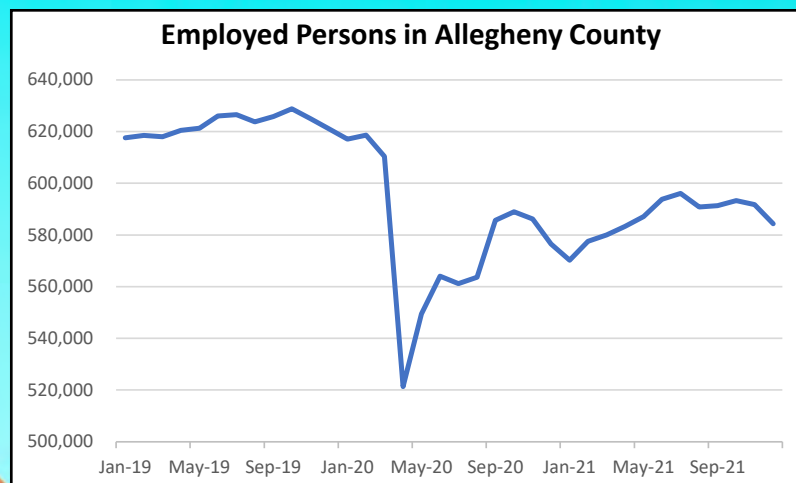
Unemployment Rate



Prior to the pandemic, employment had been steadily increasing in Allegheny County, with positive job growth in all but one year of the previous decade. In 2020, the number of employed persons then fell dramatically, like it did in the rest of the country, due to the COVID-19 pandemic. Employment had started to rebound in the second half of 2020 and continued rising in the first few months of 2021; however in the second half of 2021 employment growth in the County flattened, at a level representing 5% to 6% fewer jobs than before the pandemic. This is a slower rate of recovery than the U.S. as a whole, where employment was just 2% below 2019 levels by the end of 2021. Given the County's low unemployment rate and older age structure, it's possible that some employees near retirement age left the workforce permanently during the pandemic. Some local economists think this lower level of employment could represent a new baseline for the County.

Median household income in Allegheny County was \$62,320 according to the most recent five-year ACS estimate (2016-20), slightly less than the median of \$64,994 across the entire U.S. Real per capita personal income (the total income of an area divided by its population) in Allegheny County was \$68,777 in 2020, a 6.3% increase from 2019. Real PCPI adjusted for inflation rose 5.9% across the Pittsburgh metro area in 2020, the highest rate of increase since the Bureau of Economic Analysis began recording this data in 1969. The poverty rate for Allegheny County was 10.5% in 2020, the lowest it has been since 2002.

Allegheny County has a rate of home ownership very close to the U.S. average: 64.3% here compared to 64.4% nationally. At the end of 2021, the median home value in Allegheny County was \$215,000 (compared to \$322,000 nationally). According to an analysis of data from the Federal Housing Finance Agency by the University of Pittsburgh's Center for Social and Urban Research, residential housing prices in the Pittsburgh metropolitan area are increasing at the fastest rate since the 1970s, and many analysts predict another big jump in housing prices in 2022. However, as fast as housing prices have been growing, they have been growing more slowly here than the U.S. average: in 2021, housing prices increased by 13.7% in Allegheny County; nationally housing prices grew by 19.8%.



Finances in Brief

Financial experts and rating agencies recommend governments should maintain a fund balance of at least 5 percent of operating revenues. The General Fund's unassigned portion of the fund balance increased in 2021 by \$1.3 million and the resulting balance of \$51.8 million is over the 5 percent target representing 6.7 percent of General Fund revenue. The County's General Fund Balance more than doubled in calendar year 2012 and came close to doubling again in calendar year 2013, correlating with a 2012 increase in the property tax millage. In recent years, growth of the General Fund Balance has slowed and although the combined General and Debt Service funds grew by \$5.1 million in 2021, funds from the American Rescue Plan Act of 2021 (ARPA) contributed \$12.5 million to that growth.

Bond ratings serve as a key indicator of a government's creditworthiness and provide governments with the fiscal flexibility to borrow funds to build and rehabilitate essential infrastructure. Rating agencies have recognized the fiscal improvements of the County over the last decade. The County investment rating remained steady at "Aa3" with a stable outlook by Moody's Rating Services.

The County ended 2021 with a General Obligation Bond Debt of \$986 million, a decrease of \$30.2 million from 2020. Debt levels represent about \$796 for every County resident as compared to \$809 as of December 2020. Per capita debt levels did not exceed \$800 until 2020 for at least the last decade. A refunding that occurred in 2020 resulted in debt service savings of \$13.9 and \$11.9 million in 2021 and 2020, respectively, however, debt service payments that had been \$71 million annually before the refunding will increase to \$73 million in years 2023 through 2029. Managing debt levels continue to be a challenge. The County is responsible for maintaining 533 bridges, of which 27 are rated to be in poor condition, and 408 miles of inter-municipal roads. Increased funding due to the infrastructure bill will provide approximately \$70 million for Allegheny, Beaver and Lawrence counties roads and bridges per an announcement from PennDOT earlier this year which should help ease the debt burden on County taxpayers. (See Transportation & Infrastructure, Page 20.)

General & Debt Service Fund Balance (in millions)

| YEAR | Unassigned/unreserved | Total |
|------|-----------------------|---------|
| 2017 | \$48.6 | \$89.7 |
| 2018 | \$50.4 | \$96.5 |
| 2019 | \$52.5 | \$96.5 |
| 2020 | \$50.6 | \$106.1 |
| 2021 | \$51.8 | \$111.2 |

General Obligation Bond Debt (in millions)

| | |
|------|---------|
| 2017 | \$886 |
| 2018 | \$939 |
| 2019 | \$896 |
| 2020 | \$1,012 |
| 2021 | \$986 |

Pension Fund

A chronic concern for the County is an underfunded pension liability. Typically, a “healthy” pension fund has a funded ratio of at least 80 percent. Despite increasing the contribution rate .5 percent in three of the past four years, the County’s pension fund stood at 32.44 percent funded status in 2021, down from 36.13 percent in 2020, with a net pension liability of \$2.3 billion, up from \$1.8 billion in 2020. Three factors contributed to the drop in the funded status. First, a new mortality assumption was used to reflect better expectations, which increased the liability about \$280 million. Second, the average discount

rate changed from 3.8 percent to 3.46 percent, as the point of the projected cash deficit moved up to 2041, which increased the liability about \$210 million. And third, a Cost of Living Increase was provided to retirees, which increased the liability about \$20 million. Benefits paid out in 2021 were close to double the increase coming in from contributions. While changes to benefit calculations under Act 125 of 2013 will eventually reduce the County’s actuarial liability and could save an estimated \$340 million, such steps are a mere tourniquet over a more systemic funding issue.

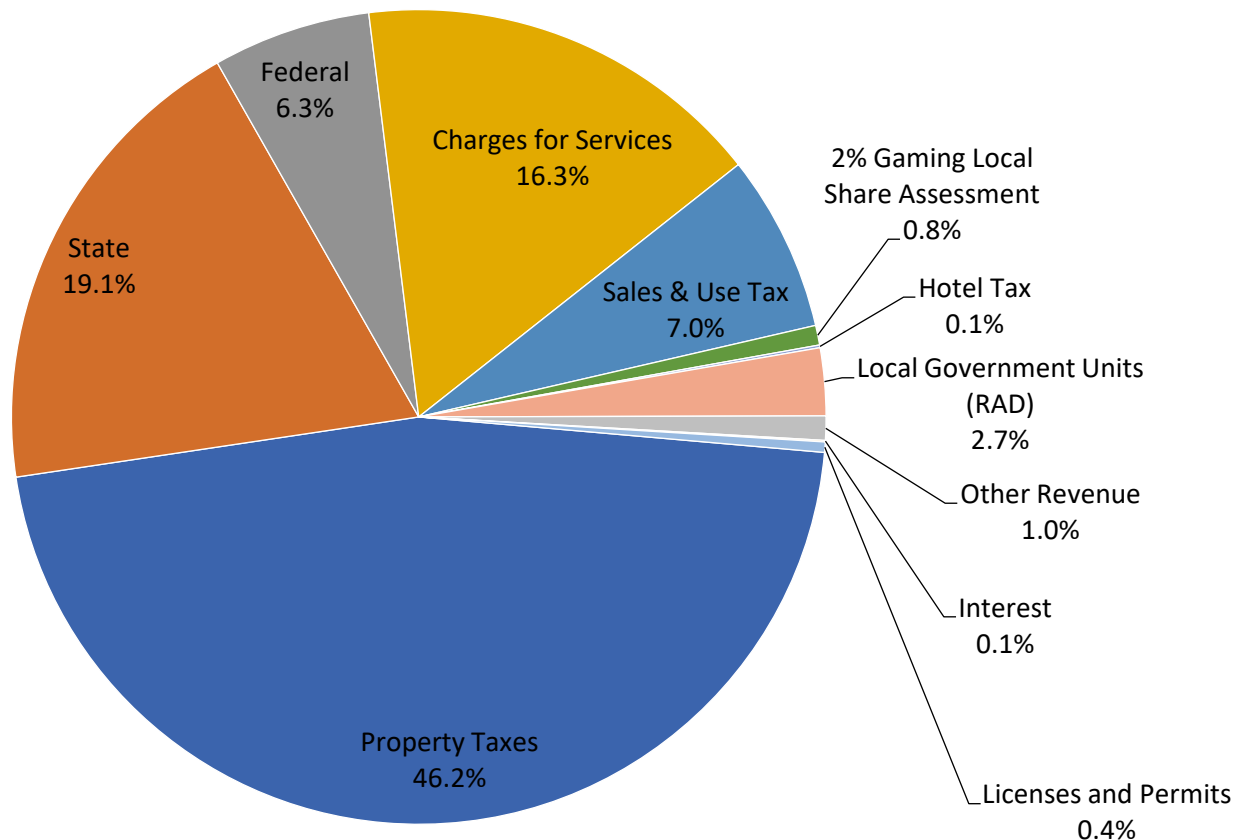
| | Contribution Rate | Funded Status | Total Assets (in millions) |
|------|-------------------|---------------|----------------------------|
| 2017 | 9.0% | 46.4% | \$944.3 |
| 2018 | 9.5% | 40.6% | \$879.1 |
| 2019 | 10.0% | 42.8% | \$970.8 |
| 2020 | 10.0% | 36.1% | \$1,004.9 |
| 2021 | 10.5% | 32.4% | \$1,100.9 |



Revenue

With increased economic activity as the COVID-19 pandemic slowed, Sales Tax proceeds increased by \$7.2 million up to \$58.5 million. Charges for Services saw increases from filing fees on real estate deeds and increased use of County police security at Pittsburgh International Airport and County Parks facilities. These were largely offset, however, due to further decline of the population at the County's four Kane Community Living Centers. The average daily census at the four Centers was 678 in 2021, down from 813 in 2020. The census had not been below 925 for at least the preceding 10 years.

General Fund and Debt Service Revenue




| Source | 2021 | 2020 | Variance |
|----------------------------------|---------|---------|----------|
| Property Taxes | \$386.0 | \$375.0 | \$11.0 |
| State | \$159.3 | \$153.2 | \$6.1 |
| Federal | \$52.2 | \$62.6 | \$(10.4) |
| Charges for Services | \$136.0 | \$133.8 | \$2.2 |
| Sales & Use Tax | \$58.5 | \$51.3 | \$7.2 |
| 2% Gaming Local Share Assessment | \$6.5 | \$3.4 | \$3.1 |
| Hotel Tax | \$0.9 | \$0.5 | \$0.4 |
| Local Government Units (RAD) | \$22.3 | \$22.3 | \$- |
| Other Revenue | \$9.1 | \$7.4 | \$1.7 |
| Interest | \$0.5 | \$1.9 | \$(1.4) |
| Licenses and Permits | \$3.4 | \$3.1 | \$0.3 |
| Total | \$834.7 | \$814.5 | \$20.2 |

Over \$800 million has been awarded to Allegheny County for COVID-related assistance to date. Through the Coronavirus Aid, Relief, and Economic Security Act (CARES) the County was awarded \$212 million. Of that, approximately \$40 million was spent through the County's Department of Human Services to provide critical services such as meals and child care, \$22 million met the local match requirement for the Port Authority in 2020 in lieu of reduced Transit Fund receipts (the Transit Fund rebounded sufficiently to provide the local match to PAT in 2021, see Page 19), \$20 million was made available for grants to small businesses, \$18 million to municipalities, \$14 million for rental assistance, \$12 million to the Regional Asset District, \$11 million to institutions of higher education, and \$5 million to volunteer fire companies.

The County was reimbursed \$22 million in salaries and benefit costs in 2020 and 2021 that were charged to CARES for public safety services, employees paid under the Families First Coronavirus Response Act, as well as overtime and hazard pay incurred due to the result of the pandemic. The County has also been awarded \$382.7 million under the American Rescue Act of 2021 (ARP). The Redevelopment Authority of Allegheny County (RAAC) has received \$40 million of ARP funding for site development and some trail design and \$5 million has again been provided to volunteer fire companies.

The 2022 Capital Budget also anticipates receiving \$67.6 million of the ARP award. Two other COVID-related assistance awards were \$139 million for Emergency Rental Assistance Program grant and a \$14 million Hospitality Industry Recovery Program grant for residents and businesses impacted by the pandemic.



Expenditures

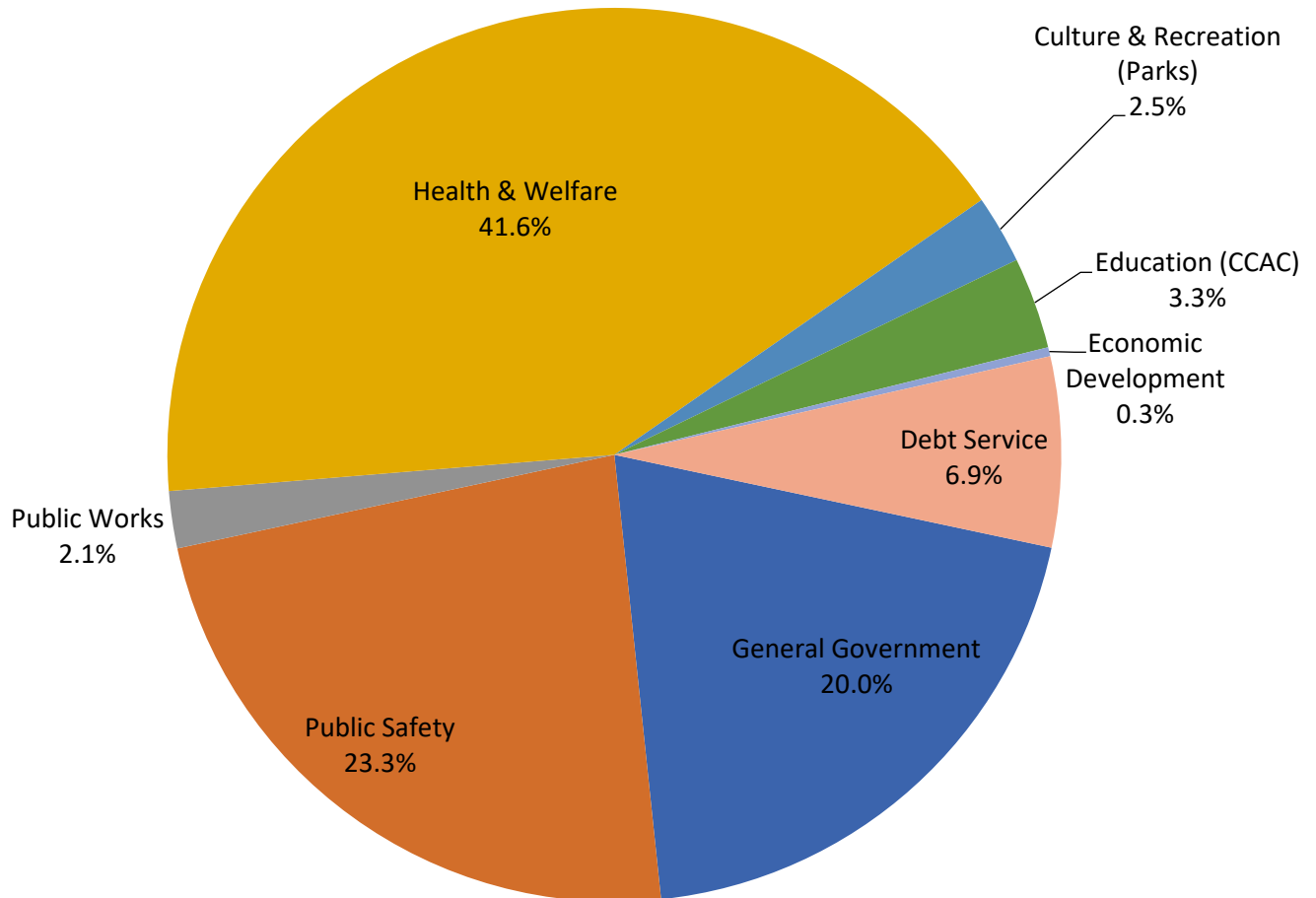


Spending on Children, Youth & Families services within the Department of Human Services increased by over \$19 million after a slowdown in provision of services at the height of the COVID-19 pandemic in 2020.

Jail expenses increased by over \$8 million in part due to reduced support for salaries from federal aid (\$2 million), over \$1.2 million spent on heating and energy projects, and over \$500,000 accrued for corrections training discontinued by the Jail Oversight Board and not paid.

The Department of Emergency Services contributed \$3 million from its operating budget for a 911 console otherwise funded through capital spending. County Police and Sheriff recouped less for salaries from federal funding than in 2020 (\$3.2 million combined), and Police personnel costs increased by \$1.3 million due to overtime and negotiated increases.

General Fund and Debt Service Expenditures



HEALTH & WELFARE

| Health & Welfare (expenditures in millions) | 2021 | 2020 | Variance |
|--|---------|---------|----------|
| Health | \$16.9 | \$15.8 | \$1.1 |
| Human Services (CYF) | \$207.7 | \$188.3 | \$19.4 |
| Kane | \$94.6 | \$100.2 | (\$5.6) |
| Shuman | \$7.1 | \$9.2 | (\$2.1) |
| Court Programs | \$19.0 | \$22.60 | (\$3.6) |

- The Allegheny County Health Department protects and improves public health through a variety of programs, including pollution monitoring, food poisoning prevention, rodent control, water testing, dental clinics, solid waste management, recycling, health education, and maternal and infant care.
- The Kane Regional Health Centers offer skilled nursing, long-term care and rehabilitation to the chronically ill and elderly who have limited financial resources through four facilities with a total of 1,124 licensed beds.
- Court Programs provide alternative sentencing programs for adults and juveniles, including placement facilities and home detention.
- The Shuman Juvenile Detention Center previously operated by the County was closed in September 2021 due to the revocation of state permits. Juvenile offenders previously assigned to Shuman are now assigned to other licensed facilities.





Associated Agencies

Allegheny County has nine associated authorities governed by appointed board members and carrying out specific functions assigned by law. The largest of these include:

- Community College of Allegheny County (CCAC)

Allegheny County government provides a local sponsorship match to the Community College of Allegheny County to offer affordable and accessible higher education. The County's contribution represents approximately one-third of the college's operating budget, the other two thirds coming from State Government and student tuition.

Enrollment has seen significant declines during the COVID-19 pandemic, falling nearly 6 percent in 2020 and nearly 17 percent in 2021.

- Allegheny County Airport Authority (ACAA)

Operates Pittsburgh International Airport and the Allegheny County Airport. For more information, see Transportation (Page 19).

- Allegheny County Sanitary Authority (ALCOSAN)

Manages wastewater from communities in Allegheny County.

In 2021, ALCOSAN announced a new five-year rate structure that has increases of 7 percent for ratepayers for every year from 2022 through 2026. These increases will be used to finance the Clean Water Plan, which is the authority's blueprint for removing 7 billion gallons of overflow from waterways, and the infrastructure projects needed to facilitate the plan, like plant expansion and a new regional tunnel system.

- Sports and Exhibition Authority (SEA)

Provides venues for sporting, entertainment, educational, cultural, civic, and social events for the public.


Following the completion of the \$32 million Frankie Pace Park that "capped" I-579/Crosstown Blvd. and reconnected Pittsburgh's historic Hill District neighborhood with its Downtown, the SEA joined the Pittsburgh Urban Redevelopment Authority to approve plans for a 26-story office tower and public green space on two acres of land near the new park. The \$225 million tower is the largest project to date envisioned for the 28 acres that was once home to the SEA-owned Civic Arena.

- Port Authority of Allegheny County (PAAC)

Operates public transportation service throughout Allegheny County. For more information, see Transportation (Page 19).

Selected Authorities Operating & Capital Expenditures 2021

| Authority | Total |
|-----------|---------------|
| ACAA | \$260,892,179 |
| ALCOSAN | \$170,712,693 |
| SEA | \$18,151,014 |
| PAAC | \$502,177,123 |



PARKS & RECREATION

Allegheny County operates nine regional parks, which together comprise nearly 12,000 acres. These parks offer a wide range of amenities including wooded areas with nature centers, biking, and walking trails, picnic grounds, a golf course, the only downhill skiing available in Allegheny County, and other year-round sports and recreation facilities.

Several improvement projects are currently underway in the Parks:


- Twelve sculptures were gifted to Hartwood Acres Park in the 1980s, when it was first envisioned as an arts and culture park. A thirteenth sculpture was added years later. Now much-needed expert art conservation has been completed on this valuable collection and the Sculpture Garden at Hartwood Acres is taking shape after several years of planning. When the site opens in 2022, the sculptures will be viewed on new concrete foundations in cohesive groupings that will help visitors better appreciate their grandeur and significance.
- The Suffragist Grove was founded in Hartwood Acres Park on August 18, 2020, the 100th anniversary of the ratification of the 19th Amendment, which gave women the right to vote. This park was selected as the site because Mary Flinn Lawrence, who owned the mansion with her husband before it was acquired by Allegheny County, had a long history of advocating for women's voting rights. The Allegheny County Parks Foundation Board of Directors approved the conceptual design for the Grove in March 2021, with work to begin at this in summer 2021.
- Restoration has begun on the Observation Tower in North Park. Once complete, this historic site is expected to reopen to the public after 30 years. Designed in 1936 as a water storage tank, this popular attraction gave visitors who climbed its distinctive, 154-step spiral staircase a 360-degree view of the expansive park surroundings. The 102-foot structure features vintage terrazzo flooring and a domed ceiling. Currently, it is expected that the renovation could be complete by Fall 2023.
- The Nevin Shelter in South Park, built in 1931, was one of the original stone structures designed by Paul Riis, the first director of the Allegheny County Parks and a renowned landscape architect. The hearth will be rebuilt, chimney repointed, and a new roof will also be installed by Allegheny County workers. The project also includes the installation of an interpretive sign.

(Source: Allegheny County Parks Foundation, acparksfoundation.org)



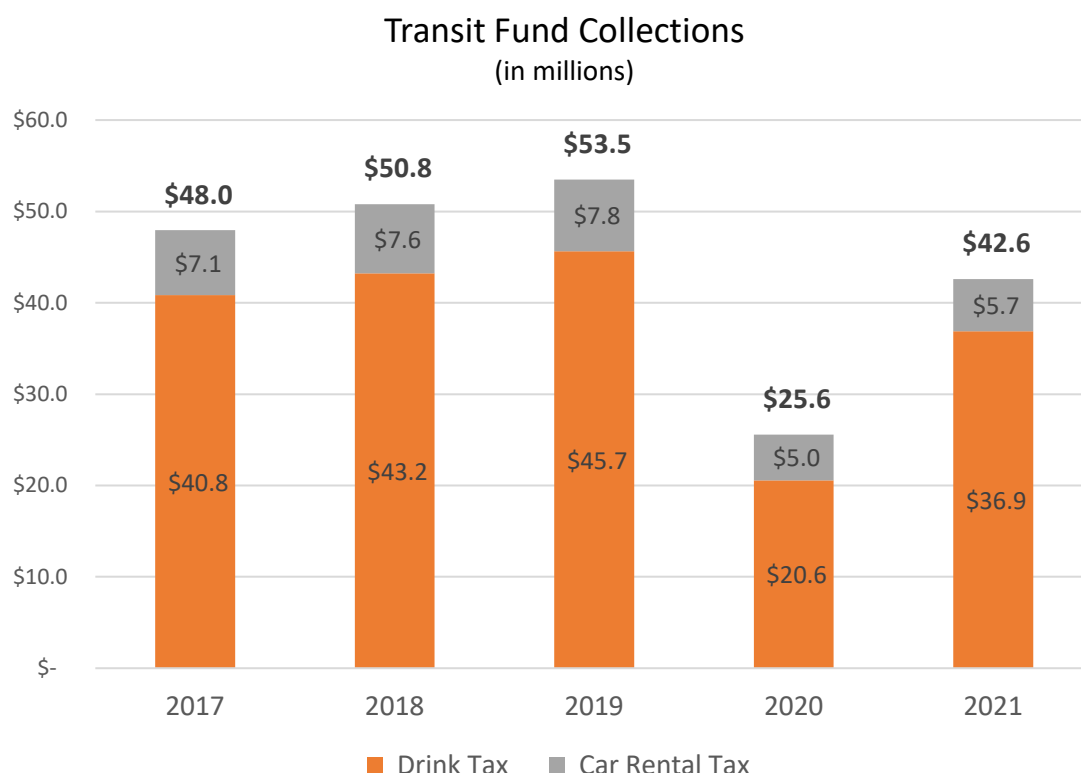
The Allegheny Regional Asset District is funded through one half of the proceeds from the Allegheny County 1% Sales and Use Tax. The 2021 budget authorized grants totaling \$101.4 million to 103 organizations with libraries and parks receiving over 62 percent; sports facilities and the Convention Center 14 percent; arts and cultural organizations 12 percent; regional attractions (the Zoo, Phipps and Aviary) 8 percent; transit 3 percent; and administrative expenses less than 1 percent.

(Source: Allegheny Regional Asset District 2021 Final Operating and Capital Budget)



TRANSPORTATION

After decreasing by more than half at the height of the COVID-19 pandemic during 2020, Drink Tax receipts rebounded by more than \$16 million in 2021 to about 80 percent of pre-pandemic 2019 receipts. Vehicle Rental Tax receipts rebounded by about \$700,000 over 2020, though they remained more than \$2 million below 2019. Together, these taxes comprise the Transit Fund providing the local government match for state funding of the Port Authority of Allegheny County (\$33.7 million in 2021), as well as support for other public transit initiatives.



PortAuthority

With construction slated to begin in 2023, the \$250 million Bus Rapid Transit (BRT) project to link the region's two largest economic centers--Pittsburgh's Downtown and Oakland neighborhoods-- using dedicated lanes and more frequent operations has been allocated \$100 million by the federal government and an additional \$12.8 million by Pittsburgh City Council.



The Terminal Modernization Program (TMP), while delayed in 2020 as a result of the pandemic, saw some momentum in 2021 with contracts signed for general construction of roads and bridges for the new facility, and a 3,300-space parking garage. The TMP will build a new terminal for the Airport and feature an open, two-level design at the cost of \$1.39 billion, with a planned opening in early 2025.

INFRASTRUCTURE

Ensuring the safety of its bridges is one of the County's top priorities, which is reflected by the completion of 95 bridge projects and an investment of about \$284 million into bridge work since 2012. That has enabled the County to repair or replace 51 percent of its poorest-rated bridges over the past decade. About \$38 million is budgeted for bridge projects in 2022.

The County is federally mandated to inspect its bridges that are more than 20 feet long at least once every two years, and the Pennsylvania Department of Transportation (PennDOT) hires inspection consultants on behalf of the County to ensure compliance with that mandate. For bridges less than 20 feet in length, the County independently hires multiple consultants to perform inspections at least once every two to five years. Regardless of length, bridges with issues are often inspected more frequently.

The County maintains 305 bridges that are 8 feet or longer, and 27 of those are rated as being in poor condition – about 8 percent. Of those 27, seven are expected to be replaced or removed this year. Construction projects for 18 others are expected to be bid before 2024. The remaining two bridges are scheduled to be scoped to begin construction design within the next year.



The following are the County-owned bridges 8 feet or longer rated as being in “poor” condition:

| | |
|---|--|
| Aber's Creek #3, Abers Creek Road, Monroeville. Construction project expected to be bid in 2023. | Kilbuck Run #16, Blackburn Road, Sewickley Heights. Expected to be replaced in 2022. |
| Aber's Creek #4, Cavitt Road, Monroeville. Construction project expected to be bid in 2023. | Licks Run #1, Cochran Mill Road, Jefferson. Construction project expected to be bid in 2023. |
| Bull Creek #7, Thompson Road, Fawn. Construction project expected to be bid in 2022. | Little Sewickley Creek South Branch #1, Pink House Road, Sewickley Heights. Closed; construction project expected to be bid in 2023. |
| Bull Creek #8, Thompson Road, Fawn. Construction project expected to be bid in 2022. | Long Run #3, Coulterville Road, White Oak. Expected to be replaced in 2022. |
| Campbells Run #5, Campbells Run Road, Robinson. Expected to be replaced in 2022. | McClaren's Run #7, Coraopolis Imperial Road, Findlay. Construction project expected to be bid in 2022. |
| Campbells Run #6, Campbells Run Road, Robinson. Expected to be replaced in 2022. | Painters Run #2, Old Painters Run Road, Upper St. Clair. Construction project expected to be bid in 2023. |
| Crawford Run #2, Crawford Run Road, East Deer. Scheduled to be scoped for design within the next year. | Pine Creek South Branch #6, Vilsack Road, Shaler. Expected to be replaced in 2022. |
| Crawford Run #3, Crawford Run Road, East Deer. Construction project expected to be bid in 2023. | Pine Creek South Branch #10, McIntyre Road, Ross. Construction project expected to be bid in 2023. |
| Days Run #3, Bailles Run Road, East Deer. Construction project expected to be bid in 2023. | Plum Creek #2, Universal Road, Penn Hills. Construction project expected to be bid in 2023. |
| Fallen Timber #6, Roberts Hollow Road, Forward. Scheduled to be scoped for design within the next year. | Pucketa Creek #5, Booker Street, Plum. Construction project expected to be bid in 2022. |
| Gourdhead #1, Naylor Road, Hampton. Closed; expected to be removed in 2022. | Robinson Run #3, Mill Street, North Fayette. Expected to be replaced in 2022. |
| Jacks Run #3, Jacks Run Road, Ross. Construction project expected to be bid in 2024. | Squaw Run #1, Old Freeport Road, O'Hara. Construction project expected to be bid in 2023. |
| Kenmawr Avenue Ramp, Rankin. Construction project expected to be bid in 2023. | Wible Run #1, Wible Run Road, Shaler. Construction project expected to be bid in 2023. |

PUBLIC SAFETY

- **Sheriff**
Chief law enforcement officer of the Courts; serves all writs and injunctions issued by the Courts; provides transportation of prisoners to and from Court and place of confinement.
- **Public Defender**
Provides legal counsel for indigent defendants and for respondents.
- **Emergency Services**
Oversees the countywide 911 network, responds to natural and man-made disasters, assists municipalities with training of firefighters, and investigates fires of suspicious origin.
- **District Attorney**
Responsible for the prosecution of all Allegheny County criminal cases.
- **County Jail**
Detains and supervises persons awaiting trial, accused of violating probation or parole, or serving given sentences.
- **County Police**
Investigates all criminal activity which occurs on County-owned property and provides assistance to local police departments and other criminal justice agencies.
- **Medical Examiner**
Investigates the circumstances, cause and manner of sudden and unexpected, medically unattended deaths; provides laboratory services, technical assistance and consultation to police departments, municipal officials, and County agencies.

Public Safety expenditures in millions

| Public Safety | 2021 | 2020 | Variance |
|--------------------|--------|--------|----------|
| District Attorney | \$19.9 | \$19.0 | \$0.9 |
| Public Defender | \$9.8 | \$9.2 | \$0.6 |
| Medical Examiner | \$10.0 | \$10.5 | (\$0.5) |
| Sheriff | \$20.3 | \$19.2 | \$1.1 |
| Emergency Services | \$8.8 | \$3.6 | \$5.2 |
| Jail | \$87.1 | \$78.8 | \$8.3 |
| Police | \$37.0 | \$33.5 | \$3.5 |



RESOURCES

In a significant step forward in our efforts toward greater government accountability and transparency, the Allegheny County Controller's Office is pleased to present our OpenGov Web portal. OpenGov is an online financial transparency tool that dynamically presents the County's revenues, expenses and other relevant statistical data. This data is frequently updated in order to provide the most recent and accurate information and can be presented in a variety of formats, from historical trends down to line item level detail. Visit our OpenGov site:
AlleghenyCounty.OpenGov.com

The County has launched an information portal, providing quick access to public information, data and forms in one place. The portal includes information from departments in the Executive Branch along with the Treasurer, Sheriff, District Attorney and Courts. The portal can be found at InfoPortal. AlleghenyCounty.US. The one-stop shop provides information, department data, forms and other materials that are already available through the County's website. New features include reports and data from the Medical Examiner's Office and sales data from Real Estate. Additionally, there are quick links to community used information in the county including job listings, real estate and court records, restaurant inspection reports, elections information, budgets, maps, and forms.



Seniors

The Agency on Aging assists Allegheny County residents 60 years of age and older to live safe, healthy and, when possible, independent lives.
412-350-5460

Veterans

The Department of Veterans' Services ensures that Allegheny County Veterans and/or widows and dependents receive those entitlements and benefits authorized by Federal, State, and local regulations.
412-621-4357

In Need

PA 2-1-1 Southwest is a free resource and information hub that connects people with community, health and disaster services in 11 counties through a free, 24/7 confidential phone service and website.
2-1-1





AlleghenyController.com



@AC_Controller



@AlleghenyController

See fraud, waste or abuse? Report it.
412-350-4300