



## **Allegheny County Jail Oversight Board Meeting**

October 2022

Information Dates

9/16/2022 through 10/15/2022

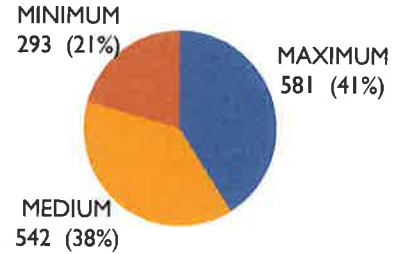
Report Last Updated: 10/28/2022

# I. Census

The monthly census snapshot below shows the point in time Jail population as of **10/1/2022**.

## 1. Jail census by security classification level

	Female	Male	Grand Total
MAXIMUM	39	542	581
MEDIUM	55	487	542
MINIMUM	47	246	293
Grand Total	141	1,275	1,416



## 2. Jail census by gender

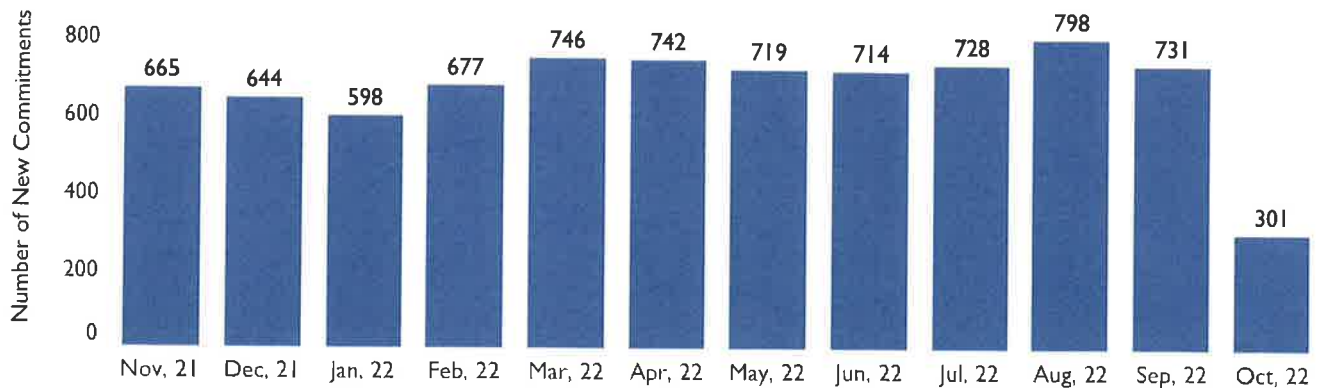
	Female	Male	Grand Total
Adults	141	1,256	1,397
Juveniles	0	18	18
Grand Total	141	1,275	1,416

## 3. Alternative Housing census

	Female	Male	Grand Total
	30	124	154

## 4. New commitments to the jail for the past 12 months

**Note** that data for the most recent month is only through the 15th of the month.



## II. Programs and Services

### 1. Alternative Housing, Re-Entry, and Hope Pre-Release Programs

Table below presents unduplicated counts of active clients, newly enrolled clients, clients who exited the program, clients who successfully completed the program, as well as successful completion rates for the reporting time period **(9/16/2022 - 10/15/2022)**

	Total Active	New Clients	Exited Clients	Clients Who Successfully Completed	Successful Completion Rate
Alternative Housing (ACTA)	2	0	0	0	
Alternative Housing (Renewal)	161	44	49	29	59%
Alternative Housing (The Program Center)	53	7	9	2	22%
Re-Entry (Sentenced)	44	2	1	0	0%
Re-Entry (Detained)	66	6	7	4	57%
Re-Entry (Court Ordered Re-Entry)	0	0	0	0	
Hope Pod	55	8	15	5	33%
Unduplicated Total	357	67	81	40	49%

### 2. Other inmate programs in ACJ (9/16/2022 - 10/15/2022)

#### 2.1 AA and NA 12 Step Meetings

Alcoholics Anonymous and Narcotics Anonymous (AA / NA) 12 Step Fellowship Meetings are held 5 times per week. Male and female inmates participate voluntarily in these meetings. Table below shows how many males and females attended the meetings during reporting period. Note that these are not distinct client counts - if a person attended the meeting twice he/she will be counted twice.

Number of Meetings Attended	Female	Male	Grand Total
AA	0	0	0
NA	0	0	0
Grand Total	0	0	0

### III. Visitation

The percent of inmates receiving visits is calculated as the unduplicated number of inmates who received a visit divided by the total number of inmates in the facility during the timeframe. This total number of inmates includes those who are incarcerated for only a few days or weeks.

All visitation counts are for report period (9/16/2022 - 10/15/2022) except for family and juvenile contact visits, which are for the month of September 2022.

#### 1. ACJ Visitations

	Regular visits	Juvenile contact visits
Total visits	843	0
Number of inmates receiving visits	519	0
Percent of inmates receiving visits	23%	
Structured family contact visits		0

#### 2. Alternative Housing Visitations

	The Program for Offenders	Grand Total
Total visits	12	12
Residents receiving visits	5	5
Total residents during time period	53	53
Percent of inmates receiving visits	9%	9%

### IV. Alternative Housing Walkaways and Revocations

Revocations to Jail include all returns to the Jail from Alternative Housing. Returns may occur due to health or medical reasons, court orders, or behavioral infractions. Walkaways from Alternative housing are inmates approved to attend outside activities such as a job, and they do not return to the facility by their curfew. This may include individuals who returned to the facility the same day or have been found and returned to ACJ directly. (9/16/2022 - 10/15/2022)

	Walkaways	Revocation to jail
Alternative Housing (Renewal)	9	10
Alternative Housing (The Program Center)	2	3
Grand Total	11	13

### V. Staffing

Staffing is reported by facility for the timeframe. Staff numbers may not include all contracted and volunteer personnel. (9/16/2022 - 10/15/2022)

Location	Full Time Staff	Part Time Staff	Total Staff
Allegheny County Jail	554	9	563
Renewal	141	2	143
The Program for Offenders (ACTA and WH)	49	10	59

### 3. Services by number of participants

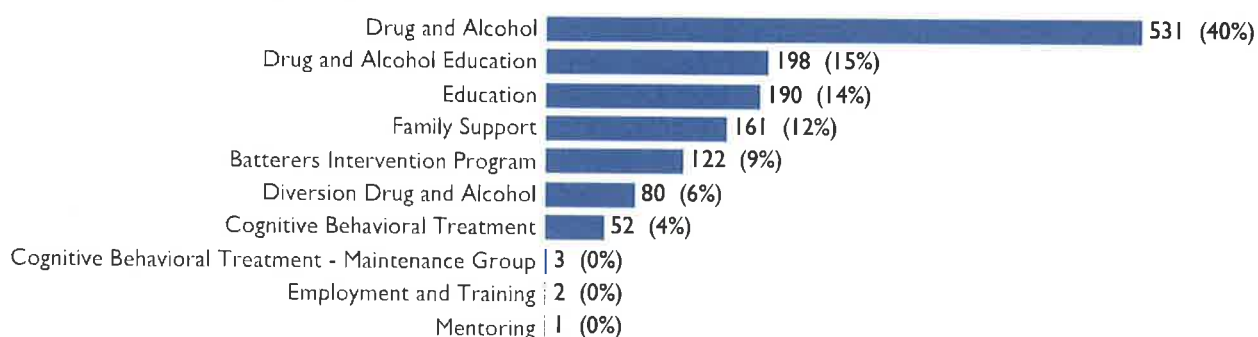
Services provided by **contracted providers** or **volunteers** in **Allegheny County Jail** or at the **Alternative Housing Facilities** are shown in the charts below and in the table on the following page.

In addition to the services shown on below, inmates in Alternative Housing may also be referred out to services in the community. These outside referrals are shown in the following pages.

#### 3.1 Services offered in ACJ during reporting timeframe

The below set of tables and figures present counts of active services, new services, closed services, successfully completed services, as well as successful completion rates for the reporting time period **(9/16/2022 - 10/15/2022)**

##### Active services (count of services)



##### New services (count of services), service closures (count of services), and service completion rates

	Active Services	New Services	Closed Services	Services Successfully Completed	Successful Completion Rate
Batterers Intervention Program	122	0	9	9	100%
Cognitive Behavioral Treatment	52	0	52	48	92%
Cognitive Behavioral Treatment - Maintenance Group	3	0	1	1	100%
Diversion Drug and Alcohol	80	21	30	24	80%
Drug and Alcohol	531	0	0	0	
Drug and Alcohol Education	198	0	0	0	
Education	190	4	3	0	0%
Employment and Training	2	0	0	0	
Family Support	161	69	63	55	87%
Mentoring	1	0	0	0	
Grand Total	1,340	94	158	137	87%

##### Closure reasons (count of services)

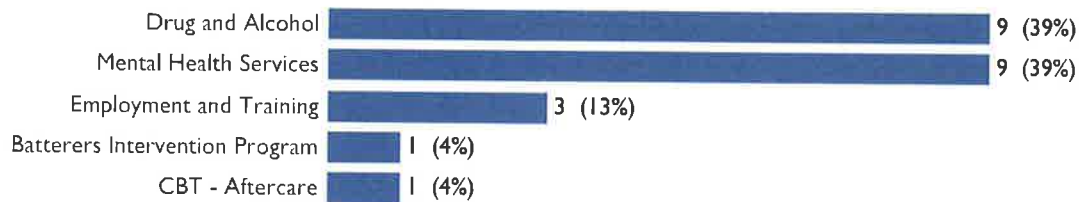
Service Name	Successful Completion	Withdrew/Removed	Release/Transfer	Other	Total
Batterers Intervention Program	9	0	0	0	9
Cognitive Behavioral Treatment	48	3	1	0	52
Cognitive Behavioral Treatment - Maintenance Group	1	0	0	0	1
Diversion Drug and Alcohol	24	6	0	0	30
Education	0	0	3	0	3
Family Support	55	5	3	0	63
Grand Total	137	14	7	0	158

### 3.2 Services offered in Alternative Housing sites during reporting timeframe

The below set of tables and figures on this page present counts of active services, new services, closed services, successfully completed services, as well as successful completion rates for the reporting time period (9/16/2022 - 10/15/2022)

Note: CBT stands for Cognitive Behavioral Therapy.

#### Active services (count of services)



#### New services (count of services), service closures (count of services), and service completion rates

AH Site	Service Name	Active Services	New Services	Closed Services	Services Successfully Completed	Successful Completion Rate
Renewal	Batterers Intervention Program	1	1	1	0	0%
	CBT - Aftercare	1	0	0	0	
	Drug and Alcohol	9	1	4	3	75%
	Employment and Training	3	2	2	2	100%
	Mental Health Services	9	0	1	1	100%
Grand Total		23	4	8	6	75%

#### Closure reasons (count of services)

AH Site	Service Name	Successful Completion	Withdrew/Removed	Release/Transfer	Other	Total
Renewal	Batterers Intervention Program	0	0	0	0	1
	Drug and Alcohol	3	0	0	1	4
	Employment and Training	2	0	0	0	2
	Mental Health Services	1	0	0	0	1
Grand Total		6	0	0	1	8

**Outside service referrals (count of service referrals)**

The following are additional service referrals made to **outside agencies** in the **community** for inmates in **Alternative Housing**. Social services include public benefits, transportation assistance, child care, legal aid, and other services.

**All active services**



**Services by site**

		Active Services	New Services
Renewal	Drug and Alcohol Services	6	0
	Mental Health	2	1
<b>Grand Total</b>		<b>8</b>	<b>1</b>

**Community service**

	Renewal	Grand Total
Active Services	30	30
New Services	7	7
Community Service Hrs	1,032.0	1,032.0

**Work release**

	Renewal	Grand Total
Distinct Clients Employed During Program	2	2
Distinct Clients Employed On Report End Date	0	0

### 3.3 Chaplain's Office and Religious Services

**Note:** All Chaplaincy data is for the month of **Sep 2022**.

#### Participation in religious services, religious study groups, and pastoral visitation

Total attendance within the timeframe may include duplicate counts of inmates served if inmates choose to participate in more than one service or group per month or request multiple visitations in one month.

Religious Services for Specific..	Services	Group Study	Visitation	Total
Buddhist*	0	0	10	10
Catholic*	2	4	166	172
Jehovah's Witness*	0	0	0	0
Jewish*	0	0	0	0
Muslim*	5	10	20	35
Native American	0	0	0	0
Protestant*	40	0	160	200
Total	47	14	356	417

\*These services were also broadcast on television although exact viewer counts are not available.

#### General visitation

Visitation is conducted by professional and volunteer chaplains, seminarians, and designated religious advisors and usually occurs on the housing units.

#### Notifications

		Notifications to inmates regarding death of a family member	1
Professional Chaplain	366	Notifications to inmates regarding illness of a family member	0
Volunteer Chaplain	36	Notifications to family regarding death of an inmate	0
Religious Advisor	0	Notifications to family regarding serious illness of an inmate	0
Total	402	Contact visits related to death or serious illness	0
Disciplinary Housing Unit (DHU)	0	Total	1
Mental Health Pod	14		
Total	14		

#### Other inmate services

# of inmates receiving New Court Orientation	0
# of Indigent inmates receiving care packages	47
# of Inmates receiving reading glasses	26
Total	73



## VI. Healthcare Services

Category	Healthcare Services	7/16/22 to 8/15/22	8/16/22 to 9/15/22	9/16/22 to 10/15/22
I. All Residents	Pre-screens at Booking	1,382	1,415	1,291
	H&Ps	730	832	703
	Cases of TB	0	0	0
	Positive STD's	1	0	4
II. Females	OBGYN Clinic Visits	15	27	34
	No. of pregnant women	9	10	13
	Pregnant Females on Methadone	0	0	0
	Pregnant Females on Subutex	0	0	1
III. Services	Clinic Visits	118	137	78
	Dental Visits	338	424	387
	Offsite Specialty Referrals	49	52	49
	Surgeries	2	7	3
	ER Runs	24	33	37
IV. Housing	Medical Housing Unit Admissions	56	56	38
	Medical Housing Unit (Average length of stay)	4.21	4.21	5.09
	MH Admissions	55	78	67
V. Mental Health	MH Referrals @ Intake	74	99	77
	BH Restraint Events	0	0	0
	Suicide Attempts	3	0	0
	Suicides	0	0	0
	Commitments to Torrance	10	8	9
	Admissions to Torrance	4	1	3
	Returns from Torrance	4	5	5
VI. Substance Use Services	D&A (no. of new admissions)	11	1	10

# Electronic Monitoring Program

## September 2022

For the month of September the Electronic Monitoring Unit saved 24,205 jail bed days.

### The population on September 1, 2022

**630 people**

	New Cases Assigned	Active During the Month
<b>Kim B. Clark</b> President Judge Court of Common Pleas	133	763
	Number of People Exiting EM	
<b>Jill E. Rangos</b> Administrative Judge Criminal Division	Cases Completed Successfully	Successful 106
	Cases Removed (not due to violations)	Death 1
	Cases Removed for Violations	Absconders* 4
		New Arrests During Supervision 1
		Technical Violations of Program 8
<b>Frank J. Scherer</b> Director	<b>Total Exited Program During the Month</b>	<b>120</b>

### The population on the last day of September 2022

**644 people**

	Breakdown of Case Type for People Active at End of Month	
<b>Managers</b> Sanjeev Baidyaroy Charlene Christmas Stephen Esswein Renawn Harris Ashlee Lynn Robert O'Brien	IP Sentence	344
	Pre Trial (BA)	98
	Drug Court	62
	DUI Court	45
	Co-op Supervision	39
	Probation	20
	Sex Offender Court	11
	Parole	8
	District Judge	6
	Detainer	5
	EM Sentence	3
	Mental Health Court	2
	Veterans Court	2
	<b>Grand Total</b>	<b>644</b>

**ACJ Healthcare Staff Vacancies**

A	B	C	D	E	F	G	H	I
1								
2	<b>Allegheny County Employees</b>	<b>4/27/22</b>	<b>5/20/22</b>	<b>6/17/22</b>	<b>7/18/2022</b>	<b>8/18/22</b>	<b>9/19/2022</b>	<b>10/18/2022</b>
3	1 HEALTH SERVICES ADMINISTRATOR	0	0	0	0	0	0	0
4	2 DEPUTY HEALTH SERVICES ADMINISTRATOR	1	1	1	1	1	1	1
5	3 DIRECTOR OF NURSING	0	0	0	0	0	0	0
6	4 ASSISTANT DIRECTOR OF NURSING	3	4	4	4	4	4	3
7	5 DIRECTOR OF SUBSTANCE USE PROGRAMS	0	0	0	0	0	0	0
8	6 DIRECTOR OF MENTAL HEALTH PROGRAMS	1	1	1	1	1	1	1
9	7 CLINIC MANAGER	1	1	1	1	1	1	1
10	8 STAFF EDUCATOR	0	0	0	0	0	0	0
11	9 INFECTIOUS DISEASE COORDINATOR	0	0	0	0	0	0	0
12	10 DETOX NURSE COORDINATOR	1	1	1	1	1	1	1
13	11 ADMINISTRATIVE ASSISTANTS	3	3	3	3	3	3	3
14	12 SUPPLY CLERK	1	1	1	1	1	1	1
15	13 DISCHARGE PLANNERS	0	0	0	0	0	0	0
16	14 LICENSED PRACTICAL NURSE	6	6	6	6	6	6	5
17	15 LICENSED PRACTICAL NURSE - PT (16 hours/week)	1	1	1	1	1	1	0
18	16 MEDICAL ASSISTANT	8	8	8	8	8	8	8
19	17 MEDICAL ASSISTANT - PT (16 hours/week)	3	3	3	3	3	3	2
20	18 MEDICAL RECORDS CLERK	1	1	1	1	1	1	0
21	19 MEDICAL RECORDS CLERK - PT (16 hours/week)	0	0	0	0	0	0	0
22	20 MENTAL HEALTH REG NURSE	4	4	4	4	4	4	3
23	21 MENTAL HEALTH REG NURSE -PT (16 hours/week)	0	0	0	0	1	1	2
24	22 MENTAL HEALTH SPECIALIST	5	5	5	5	5	5	5
25	23 MENTAL HEALTH SPECIALIST - PT (16 hours/week)	0	0	0	0	0	0	0
26	24 PHARMACY/ MEDICATION TECHNICIAN	2	2	3	3	3	3	4
27	25 PHARMACY/ MEDICATION TECHNICIAN - PT (16 hours/week)	1	1	1	1	1	1	1
28	26 BEHAVIORAL HEALTH REHABILITATIVE SPECIALIST - FT	4	4	4	4	3	3	3
29	27 BEHAVIORAL HEALTH REHABILITATIVE SPECIALIST - PT	1	1	1	1	0	0	2
30	28 REGISTERED NURSE	10	8	8	8	9	9	10
31	29 REGISTERED NURSE - PT (16 hours/week)	3	3	3	3	3	4	4
32	30 SUBSTANCE ABUSE COUNSELOR	5	5	5	5	4	3	3
33	31 SUBSTANCE ABUSE COUNSELOR - PT (16 hours/week)	0	0	0	0	0	0	0
34								
35	<b>Allegheny Health Network Employees</b>							
36	MEDICAL DIRECTOR	0	0	0	0	0	0	0

