



## **Allegheny County Jail Oversight Board Meeting**

January 2023

Information Dates

12/16/2022 through 1/15/2023

Report Last Updated: 1/27/2023

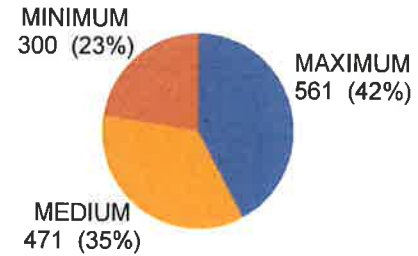
---

# I. Census

The monthly census snapshot below shows the point in time Jail population as of **1/1/2023**.

## 1. Jail census by security classification level

	Female	Male	Grand Total
MAXIMUM	48	513	561
MEDIUM	44	427	471
MINIMUM	47	253	300
Grand Total	139	1,193	1,332



## 2. Jail census by gender

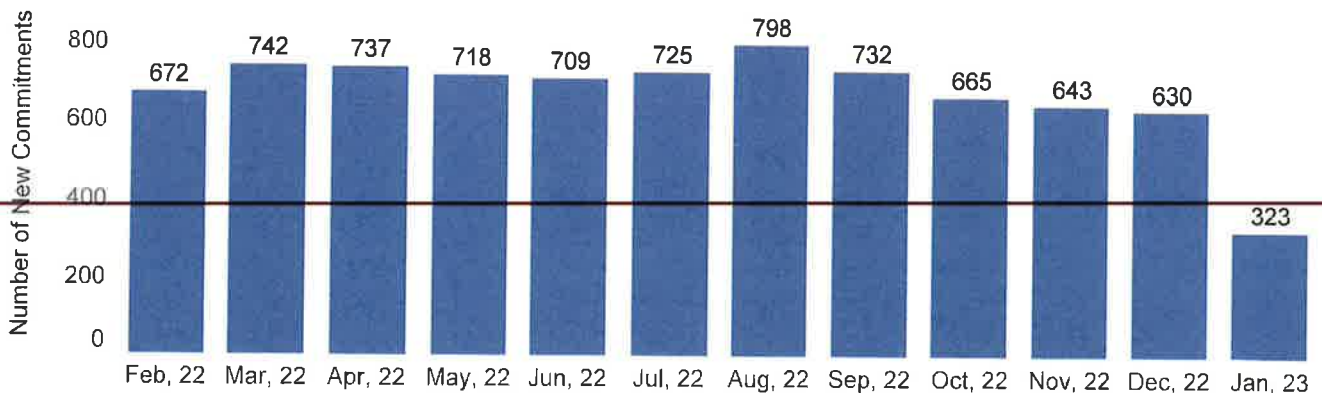
	Female	Male	Grand Total
Adults	139	1,173	1,312
Juveniles	0	20	20
Grand Total	139	1,193	1,332

## 3. Alternative Housing census

	Female	Male	Grand Total
	25	128	153

## 4. New commitments to the jail for the past 12 months

**Note** that data for the most recent month is only through the 15th of the month.



## II. Programs and Services

### 1. Alternative Housing, Re-Entry, and Hope Pre-Release Programs

Table below presents unduplicated counts of active clients, newly enrolled clients, clients who exited the program, clients who successfully completed the program, as well as successful completion rates for the reporting time period **(12/16/2022 - 1/15/2023)**

	Total Active	New Clients	Exited Clients	Clients Who Successfully Completed	Successful Completion Rate
Alternative Housing (Renewal)	152	42	40	22	55%
Alternative Housing (Passages to Recovery)	55	13	18	7	39%
Re-Entry (Sentenced)	49	3	0	0	
Re-Entry (Detained)	51	2	0	0	
Re-Entry (Court Ordered Re-Entry)	0	0	0	0	
Hope Pod	48	2	1	0	0%
Unduplicated Total	343	62	57	24	42%

### 2. Other inmate programs in ACJ (12/16/2022 - 1/15/2023)

#### 2.1 AA and NA 12 Step Meetings

Alcoholics Anonymous and Narcotics Anonymous (AA / NA) 12 Step Fellowship Meetings are held 5 times per week. Male and female inmates participate voluntarily in these meetings. Table below shows how many males and females attended the meetings during reporting period. Note that these are not distinct client counts - if a person attended the meeting twice he/she will be counted twice.

Number of Meetings Attended	Female	Male	Grand Total
AA	0	20	20
NA	0	0	0
Grand Total	0	20	20

### 3. Services by number of participants


Services provided by **contracted providers** or **volunteers** in **Allegheny County Jail** or at the **Alternative Housing Facilities** are shown in the charts below and in the table on the following page.

In addition to the services shown on below, inmates in Alternative Housing may also be referred out to services in the community. These outside referrals are shown in the following pages.

#### 3.1 Services offered in ACJ during reporting timeframe

The below set of tables and figures present counts of active services, new services, closed services, successfully completed services, as well as successful completion rates for the reporting time period **(12/16/2022 - 1/15/2023)**

##### Active services (count of services)



##### New services (count of services), service closures (count of services), and service completion rates

	Active Services	New Services	Closed Services	Services Successfully Completed	Successful Completion Rate
Batterers Intervention Program	126	0	33	17	52%
Cognitive Behavioral Treatment	160	94	66	44	67%
Diversion Drug and Alcohol	63	17	20	14	70%
Education	44	0	0	0	
Family Support	84	0	44	32	73%
Grand Total	361	17	141	100	71%

##### Closure reasons (count of services)

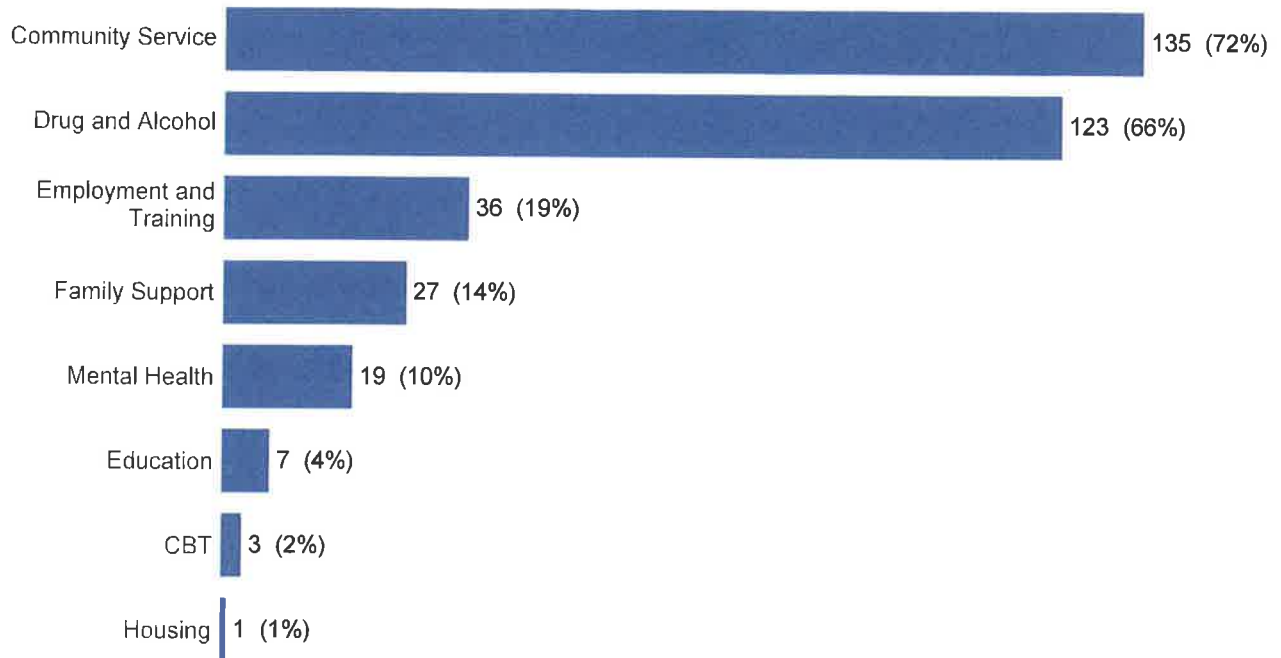
Service Name	Successful Completion	Withdrew/Removed	Release/Transfer	Other	Total
Batterers Intervention Program	17	0	16	0	33
Cognitive Behavioral Treatment	44	12	10	0	66
Diversion Drug and Alcohol	14	6	0	0	20
Family Support	32	0	4	8	44
Grand Total	100	6	23	12	141

### 3.2 Services offered in Alternative Housing sites during reporting timeframe

The below set of tables and figures on this page present counts of active services, new services, closed services, successfully completed services, as well as successful completion rates for the reporting time period (12/16/2022 - 1/15/2023)

Note: CBT stands for Cognitive Behavioral Therapy.

#### Active services (count of services)



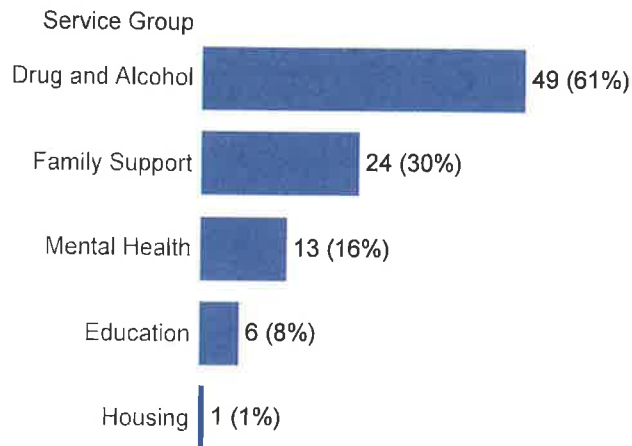
#### New services (count of services), service closures (count of services), and service completion rates

AH Site	Service Group	Active Services	New Services	Closed Services	Services Successfully Completed	Successful Completion Rate
Renewal	Drug and Alcohol	65	21	24	17	70.83%
	Employment and Training	34	32	28	28	100.00%
	Mental Health	14	0	5	3	60.00%
Passages to Recovery	Drug and Alcohol	50	12	18	8	44.44%
	Employment and Training	1	1	0	0	
	Mental Health	4	1	1	0	0.00%

**Outside service referrals (count of service referrals)**

The following are additional service referrals made to **outside agencies** in the **community** for inmates in **Alternative Housing**. Social services include public benefits, transportation assistance, child care, legal aid, and other services.

**Active Services from Outside Referrals**



**Services by Site**

AH Site	Service Group	Active Services
Renewal	Drug and Alcohol	46
	Mental Health	9
	Education	3
Passages to Recovery	Housing	1
	Family Support	24
	Mental Health	4
	Education	3
	Drug and Alcohol	3

**Community Service**

AH Site	Active Services	Total Community Service Hours
Renewal	86	4,302
Passages to Recovery	45	1,069

**Employed as of 1/15/2023**

AH Site	Total Employed
Renewal	34
Passages to Recovery	5

### 3.3 Chaplain's Office and Religious Services

**Note:** All Chaplaincy data is for the month of **Dec 2022**.

#### Participation in religious services, religious study groups, and pastoral visitation

Total attendance within the timeframe may include duplicate counts of inmates served if inmates choose to participate in more than one service or group per month or request multiple visitations in one month.

Religious Services for Sp...	Services	Group Study	Visitation	Total
Buddhist*	0	0	21	21
Catholic*	61	20	155	236
Jehovah's Witness*	0	0	0	0
Jewish*	0	0	0	0
Muslim*	0	8	1	9
Native American	0	0	0	0
Protestant*	18	75	154	247
<b>Total</b>	<b>79</b>	<b>103</b>	<b>331</b>	<b>513</b>

\*These services were also broadcast on television although exact viewer counts are not available.

#### General visitation

Visitation is conducted by professional and volunteer chaplains, seminarians, and designated religious advisors and usually occurs on the hou..

#### Notifications

		Notifications to inmates regarding death of a family member	2
Professional Chaplain	307	Notifications to inmates regarding illness of a family member	1
Volunteer Chaplain	59	Notifications to family regarding death of an inmate	0
Religious Advisor	0	Notifications to family regarding serious illness of an inmate	0
<b>Total</b>	<b>366</b>	Contact visits related to death or serious illness	0
Disciplinary Housing Unit (DHU)	12	<b>Total</b>	<b>3</b>
Mental Health Pod	28		
<b>Total</b>	<b>40</b>		

#### Other inmate services

# of inmates receiving New Court Orientation	0
# of Indigent inmates receiving care packages	3
# of Inmates receiving reading glasses	13
<b>Total</b>	<b>16</b>

### III. Visitation

The percent of inmates receiving visits is calculated as the unduplicated number of inmates who received a visit divided by the total number of inmates in the facility during the timeframe. This total number of inmates includes those who are incarcerated for only a few days or weeks.

All visitation counts are for report period (12/16/2022 - 1/15/2023) except for family and juvenile contact visits, which are for the month of December 2022.

#### 1. ACJ Visitations

Contact visits	Regular visits	
	Total visits	702
	Number of inmates receiving visits	458
	Percent of inmates receiving visits	21%
<b>Structured family contact visits</b>	<b>Juvenile contact visits</b>	
0	0	

#### 2. Alternative Housing Visitations

	Passages to Recovery	Renewal	Grand Total
Total visits	12	5	17
Residents receiving visits	8	4	12
Total residents during time period	55	152	211
Percent of inmates receiving visits	15%	3%	6%

### IV. Alternative Housing Walkaways and Revocations

Revocations to Jail include all returns to the Jail from Alternative Housing. Returns may occur due to health or medical reasons, court orders, or behavioral infractions. Walkaways from Alternative housing are inmates approved to attend outside activities such as a job, and they do not return to the facility by their curfew. This may include individuals who returned to the facility the same day or have been found and returned to ACJ directly. (12/16/2022 - 1/15/2023)

	Walkaways	Revocation to jail
Alternative Housing (Renewal)	5	18
Alternative Housing (The Program Center)	2	4
Grand Total	7	22

### V. Staffing

Staffing is reported by facility for the timeframe. Staff numbers may not include all contracted and volunteer personnel. (12/16/2022 - 1/15/2023)

Location	Full Time Staff	Part Time Staff	Total Staff
Allegheny County Jail	549	8	557
Renewal	145	6	151
The Program for Offenders (ACTA and WH)	41	10	51



## VI. Healthcare Services

Category	Healthcare Services	10/16/22 to	11/16/22 to	12/16/22 to
		11/15/22	12/15/22	01/15/23
I. All Residents	Pre-screens at Booking	1,372	1,285	1,271
	H&Ps	748	661	652
	Cases of TB	0	0	0
	Positive STD's	2	5	15
II. Females	OBGYN Clinic Visits	23	57	27
	No. of pregnant women	7	10	11
	Pregnant Females on Methadone	0	0	0
	Pregnant Females on Subutex	0	3	1
III. Services	Clinic Visits	59	96	94
	Dental Visits	376	404	331
	Offsite Specialty Referrals	52	51	43
	Surgeries	2	2	6
	ER Runs	34	46	35
IV. Housing	Medical Housing Unit Admissions	33	48	56
	Medical Housing Unit (Average length of stay)	3.35	3.87	3.69
	MH Admissions	83	80	47
V. Mental Health	MH Referrals @ Intake	83	63	89
	BH Restraint Events	1	0	0
	Suicide Attempts	0	1	2
	Suicides	0	0	0
	Commitments to Torrance	10	4	8
	Admissions to Torrance	0	5	5
	Returns from Torrance	4	4	4
VI. Substance Use Services D&A (no. of new admissions)	18	30	4	

# Electronic Monitoring Program

December 2022

For the month of **December** the Electronic Monitoring Unit saved **24,371** jail bed days.

**The population on December 1, 2022**

**624 people**

**Kim B. Clark**  
President Judge  
Court of Common  
Pleas

New Cases Assigned

77

Active During the Month

701

**Jill E. Rangos**  
Administrative  
Judge  
Criminal Division

Number of People Exiting EM

Cases Completed Successfully	Successful	85
Cases Removed (not due to violations)	Death	1
Cases Removed for Violations	New Arrests During Supervision	2
	Technical Violations of Program	10
Total Exited Program During the Month		98

**Frank J. Scherer**  
Director

**The population on the last day of December 2022**

**604 people**

**Alan Pelton**  
Deputy Director

Breakdown of Case Type for People Active at End of Month

**Managers**  
Sanjeev Baidyaroy  
Charlene Christmas  
Stephen Esswein  
Renawn Harris  
Ashlee Lynn  
Robert O'Brien

IP Sentence	304
Pre Trial (BA)	91
Drug Court	61
DUI Court	50
Co-op Supervision	32
Probation	26
Detainer	12
District Judge	10
Sex Offender Court	8
Parole	7
Veterans Court	3
EM Sentence	1
Mental Health Court	1
Grand Total	604

**ACJ Healthcare Staff Vacancies**

	<b>Allegheny County Employees</b>	<b>Budgeted</b>	<b>1/18/23</b>			
1	HEALTH SERVICES ADMINISTRATOR	1	0			
2	DEPUTY HEALTH SERVICES ADMINISTRATOR	3	0			
3	DIRECTOR OF NURSING	1	0			
4	ASSISTANT DIRECTOR OF NURSING	6	3			
5	DIRECTOR OF SUBSTANCE USE PROGRAMS	1	0			
6	DIRECTOR OF MENTAL HEALTH PROGRAMS	1	0			
7	CLINIC MANAGER	1	0			
8	STAFF EDUCATOR	2	1			
9	HEALTHCARE SOCIAL WORKER	2	2			
10	INFECTIOUS DISEASE DIRECTOR	1	1			
11	INFECTIOUS DISEASE COORDINATOR	1	1			
12	PUBLIC HEALTH NURSE	2	1			
13	SUBSTANCE USE RECOVERY NURSE	2	1			
14	HEALTHCARE ADMINISTRATION COORDINATORS	5	2			
15	DISCHARGE PLANNERS	1	0			
16	LICENSED PRACTICAL NURSE	12	5			
17	LICENSED PRACTICAL NURSE - PT (16 hours/week)	3	0			
18	MEDICAL ASSISTANT	9	8			
19	MEDICAL ASSISTANT - PT (16 hours/week)	4	3			
20	CERTIFIED NURSING ASSISTANT - FT	6	6			
21	MEDICAL RECORDS CLERK	3	1			
22	MENTAL HEALTH REG NURSE	9	4			
23	MENTAL HEALTH REG NURSE -PT (16 hours/week)	2	1			
24	MENTAL HEALTH SPECIALIST	11	5			
25	MENTAL HEALTH SPECIALIST - PT (16 hours/week)	2	0			
26	PHARMACY/ MEDICATION TECHNICIAN	4	4			
27	BEHAVIORAL HEALTH REHABILITATIVE SPECIALIST - FT	5	4			
28	BEHAVIORAL HEALTH REHABILITATIVE SPECIALIST - PT (16 hours/	1	1			
29	REGISTERED NURSE	18	12			
30	REGISTERED NURSE - PT (16 hours/week)	5	4			
31	SUBSTANCE ABUSE COUNSELOR	7	4			
32	THERAPIST - FT	8	8			
33	<b>Allegheny Health Network Employees</b>					
34	CHIEF OF CLINICAL SERVICES - MEDICAL DIRECTOR	1	0			
35	PHYSICIANS (PRIMARY CARE)	1	1			
36	PHYSICIANS (PRIMARY CARE) - PT (16 hours/week)	1	1			
37	ADVANCED PRACTICE PROVIDER (PRIMARY CARE)	6	0			
38	PSYCHIATRIC DIRECTOR	1	1			
39	Physicians (Psychiatrists)	2	1			
40	Physicians (Psychiatrists) - PT Telepsychiatry	0.8	0			
41	ADVANCED PRACTICE PROVIDER(Mental Health)	5	5			
42	ADVANCED PRACTICE PROVIDER(Mental Health) - PT	0.4	0			
43	PSYCHOLOGIST - FT	1	1			
44	ADDICTIONS MEDICINE ADVANCED PRACTICE PROVIDER - FT	1	0			
45	BEHAVIORAL HEALTH CONSULTANT -FT	1	1			
46	RADIOLOGY TECHNICIAN - FT	1	0			
47	PHLEBOTOMIST - FT	1	1			
48	<b>Total County Vacancies:</b>	<b>139</b>	<b>82</b>			
49	<b>Total AHN Vacancies:</b>	<b>23.2</b>	<b>12</b>			
50	<b>Total Vacancies:</b>	<b>162.2</b>	<b>94</b>			