



Allegheny County Jail Oversight Board Meeting

April 2024

Information Dates

4/16/2024 through 5/15/2024

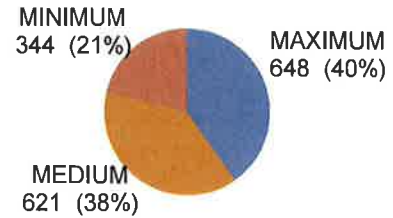
Report Last Updated: 5/23/2024

I. Census

The monthly census snapshot below shows the point in time Jail population as of **4/1/2024**.

1. Jail census by security classification level

	Female	Male	Grand Total
MAXIMUM	36	612	648
MEDIUM	93	528	621
MINIMUM	54	290	344
Grand Total	183	1,430	1,613



2. Jail census by gender

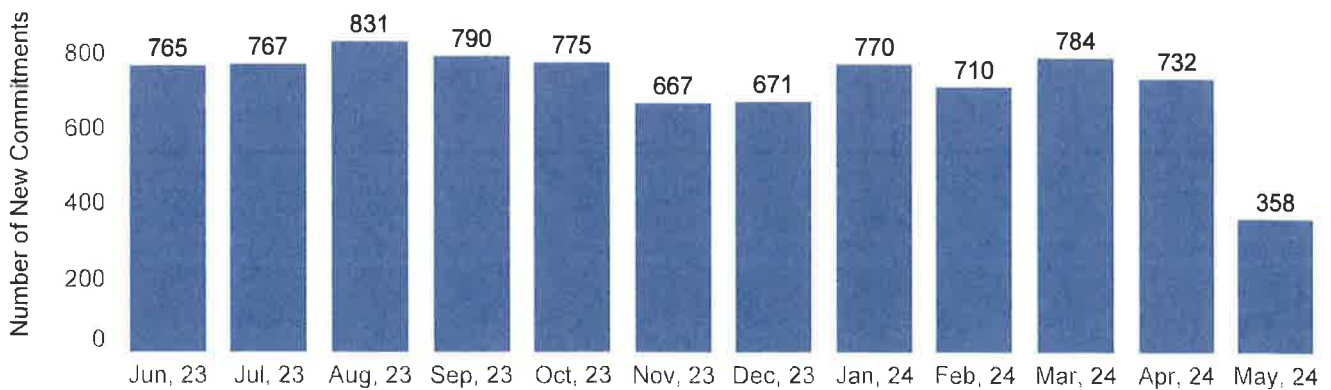
	Female	Male	Grand Total
Adults	182	1,408	1,590
Juveniles	1	21	22
Grand Total	183	1,430	1,613

3. Alternative Housing census

	Female	Male	Grand Total
	18	102	120

4. New commitments to the jail for the past 12 months

Note that data for the most recent month is only through the 15th of the month.



II. Programs and Services

1. Alternative Housing, Re-Entry, and Hope Pre-Release Programs

Tables below present unduplicated counts of active clients, newly enrolled clients, clients who exited the program, clients who successfully completed the program, as well as successful completion rates for the reporting time period (4/16/2024 - 5/15/2024)

1.1 Alternative Housing Programs

Program	Total Active	New Clients	Exited Clients	Clients Who Successfully Completed	Successful Completion Rate
Renewal	135	61	40	22	55%
Passages to Recovery	52	11	9	5	56%
Grand Total	187	72	49	27	55%

1.2 Re-Entry and Hope Programs

Program	Total Active	New Clients	Exited Clients	Clients Who Successfully Completed	Successful Completion Rate
Re-Entry (Sentenced)	69	7	2	2	100%
Re-Entry (Detained)	51	6	3	2	67%
Re-Entry (Court Ordered)	1	0	0	0	
Hope Pod	64	0	0	0	
Grand Total	183	13	5	4	80%

2. Other inmate programs in ACJ (4/16/2024 - 5/15/2024)

2.1 AA and NA 12 Step Meetings

Alcoholics Anonymous and Narcotics Anonymous (AA / NA) 12 Step Fellowship Meetings are held 5 times per week. Male and female inmates participate voluntarily in these meetings. Table below shows how many males and females attended the meetings during reporting period. Note that these are not distinct client counts - if a person attended the meeting twice, they will be counted twice.

Number of Meetings Attended	Female	Male	Grand Total
AA	32	41	73
NA	0	0	0
Grand Total	32	41	73

3. Services by number of participants

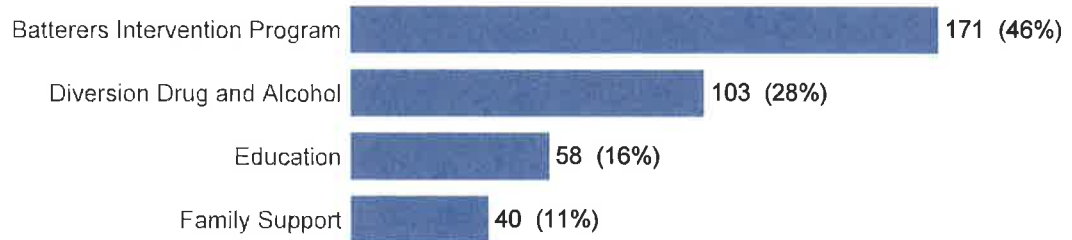
Services provided by **contracted providers** or **volunteers** in **Allegheny County Jail** or at the **Alternative Housing** Facilities are shown in the charts below and in the table on the following page.

In addition to the services shown on below, inmates in Alternative Housing may also be referred out to services in the community. These outside referrals are shown in the following pages.

3.1 Services offered in ACJ during reporting timeframe

The below set of tables and figures present counts of active services, new services, closed services, successfully completed services, as well as successful completion rates for the reporting time period (4/16/2024 - 5/15/2024)

Active services (count of services)



New services (count of services), service closures (count of services), and service completion rates

	Active Services	New Services	Closed Services	Services Successfully Completed	Successful Completion Rate
Battereders Intervention Program	171	0	7	6	86%
Diversion Drug and Alcohol	103	43	23	14	61%
Education	58	0	11	0	0%
Family Support	40	0	0	0	
Grand Total	372	43	41	20	49%

Closure reasons (count of services)

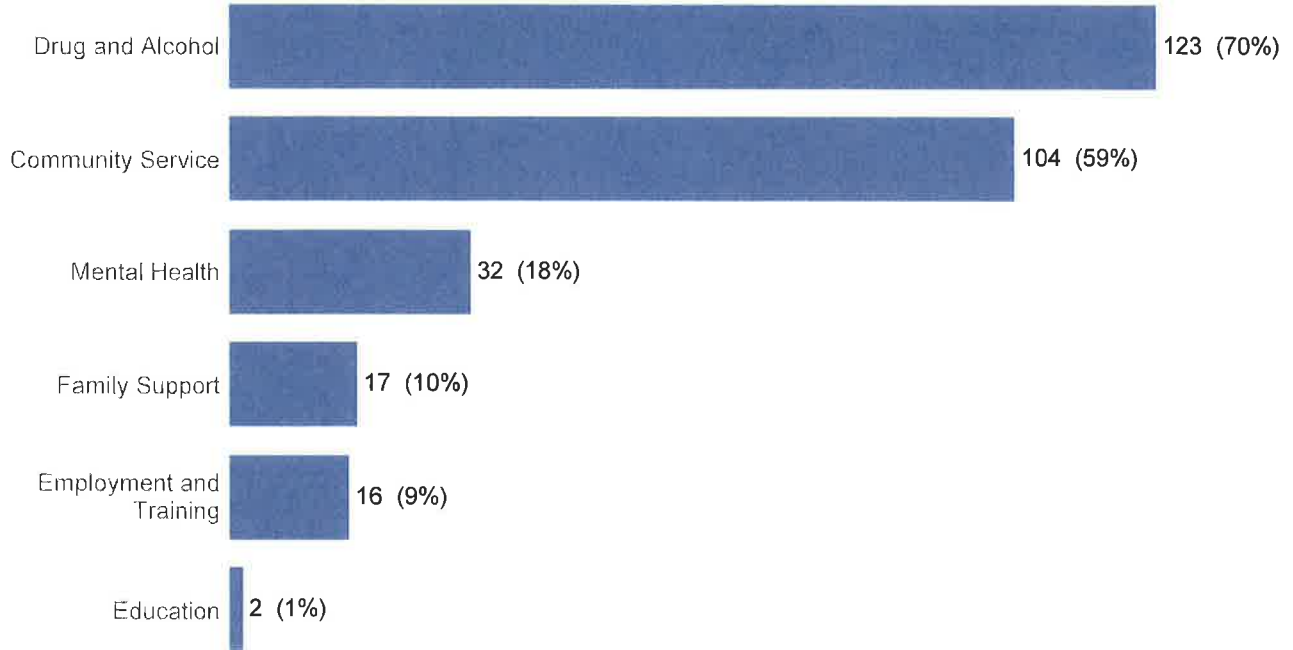
Service Name	Successful Completion	Withdrew/Removed	Release/Transfer	Other	Total
Battereders Intervention Program	6	0	1	0	7
Diversion Drug and Alcohol	14	4	1	4	23
Education	0	3	8	0	11
Grand Total	20	7	10	4	41

3.2 Services offered in Alternative Housing sites during reporting timeframe

The below set of tables and figures on this page present counts of active services, new services, closed services, successfully completed services, as well as successful completion rates for the reporting time period (4/16/2024 - 5/15/2024)

Note: CBT stands for Cognitive Behavioral Therapy.

Active services (count of services)



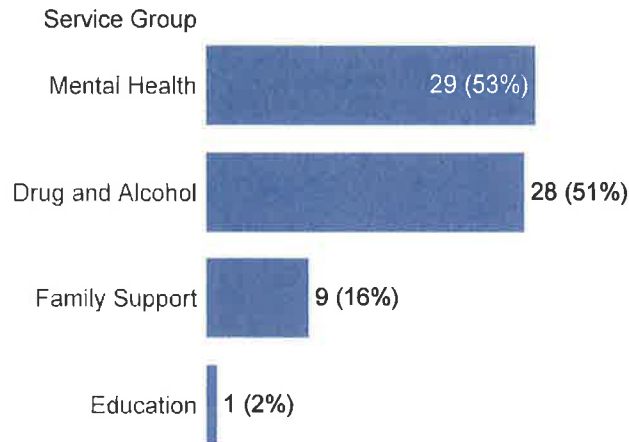
New services (count of services), service closures (count of services), and service completion rates

Program	Service Group	Active Services	New Services	Closed Services	Services Successfully Completed	Program Successful Completion Rate
Renewal	Drug and Alcohol	60	36	11	10	90.91%
	Employment and Training	13	11	5	5	100.00%
	Mental Health	28	14	1	1	100.00%
Passages to Recovery	Drug and Alcohol	49	8	1	1	100.00%
	Employment and Training	2	0	0	0	
	Mental Health	1	0	0	0	

Outside service referrals (count of service referrals)

The following are additional service referrals made to **outside agencies** in the **community** for inmates in **Alternative Housing**. Social services include public benefits, transportation assistance, child care, legal aid, and other services.

Active Services from Outside Referrals



Services by Site from Outside Referrals

Program	Service Group	Active Services
Renewal	Mental Health	28
	Drug and Alcohol	28
Passages to Recovery	Family Support	9
	Mental Health	1
	Education	1

Community Service

Program	Active Services	Total Community Service Hours
Renewal	80	1,987
Passages to Recovery	19	143

Employed as of 5/15/2024

Program	Total Employed
Renewal	24
Passages to Recovery	0

3.3 Chaplain's Office and Religious Services

Note: All Chaplaincy data is for the month of **Apr 2024**.

Participation in religious services, religious study groups, and pastoral visitation

Total attendance within the timeframe may include duplicate counts of inmates served if inmates choose to participate in more than one service or group per month or request multiple visitations in one month.

Religious Services..	Live Servi..	Group Study	Visitation	Total
Buddhist	71	0	41	112
Catholic	217	245	205	667
Jehovah's Witness	0	N/A	1	1
Jewish	0	n/a	Unk	0
Muslim	0	0	3	3
Native American	N/A	N/A	N/A	0
Protestant	42	88	217	347
Total	330	333	467	1130

*These services were also broadcast on television although exact viewer counts are not available.

General visitation

Visitation is conducted by professional and volunteer chaplains, seminarians, and designated religious advisors and usually occurs on the hou..

Notifications

		Notifications to inmates regarding death of a family member	4
Professional Chaplain	425	Notifications to inmates regarding illness of a family member	0
Volunteer Chaplain	99	Notifications to family regarding death of an inmate	0
Religious Advisor	0	Notifications to family regarding serious illness of an inmate	0
Total	524	Contact visits related to death or serious illness	0
Disciplinary Housing Unit (DHU)	15	Total	4
Mental Health Pod	30		
Total	45		

Other inmate services

# of Indigent inmates receiving care packages	11
# of Inmates receiving reading glasses	27
Total	38

III. Visitation

The percent of inmates receiving visits is calculated as the unduplicated number of inmates who received a visit divided by the total number of inmates in the facility during the timeframe. This total number of inmates includes those who are incarcerated for only a few days or weeks.

All visitation counts are for report period (4/16/2024 - 5/15/2024) except for family and juvenile contact visits, which are for the month of April 2024.

1. ACJ Visitations

Contact visits

90

Regular visits

Total visits 1,205

Number of inmates receiving visits 744

Percent of inmates receiving visits 30%

Juvenile contact visits

9

2. Alternative Housing Visitations

	Passages to Recovery	Renewal	Grand Total
Total visits	11	1	12
Residents receiving visits	8	1	9
Total residents during time period	50	110	160
Percent of inmates receiving visits	16%	1%	6%

IV. Alternative Housing Walkaways and Revocations

Revocations to Jail include all returns to the Jail from Alternative Housing. Returns may occur due to health or medical reasons, court orders, or behavioral infractions. Walkaways from Alternative housing are inmates approved to attend outside activities such as a job, and they do not return to the facility by their curfew. This may include individuals who returned to the facility the same day or have been found and returned to ACJ directly. (4/16/2024 - 5/15/2024)

Program	Walkaways	Revocation to jail
Renewal	11	7
Passages to Recovery		1

V. Staffing

Staffing is reported by facility for the timeframe. Staff numbers may not include all contracted and volunteer personnel. (4/16/2024 - 5/15/2024)

Location	Full Time Staff	Part Time Staff	Total Staff
Allegheny County Jail	578	8	586
Passages to Recovery	43	7	50
Renewal	142	7	149

VI. Healthcare Services

Category	Healthcare Services	2/16/24 to 3/15/24	3/16/24 to 4/15/24	4/16/24 to 5/15/24
I. All Residents	Pre-screens at Booking	1,338	1,374	1,362
	H&Ps	759	824	804
	Cases of TB	3	4	4
	Positive STD's	40	27	34
II. Females	OBGYN Clinic Visits	55	28	41
	No. of pregnant women	5	11	11
	Pregnant Females on Methadone	0	0	0
	Pregnant Females on Subutex	2	2	3
III. Services	Clinic Visits	281	286	391
	Dental Visits	489	461	501
	Offsite Specialty Referrals	50	45	125
	Surgeries	2	3	3
	ER Runs	58	57	41
IV. Housing	Medical Housing Unit Admissions	63	81	78
	Medical Housing Unit (Average length of stay)	3.53	3.86	3.36
	MH Admissions	78	96	68
V. Mental Health	MH Referrals @ Intake	84	87	95
	BH Restraint Events	0	0	0
	Suicide Attempts	3	3	0
	Suicides	0	0	0
	Commitments to Torrance	7	7	20
	Admissions to Torrance	6	7	9
	Returns from Torrance	3	5	5
VI. Substance Use Services D&A (no. of new admissions)		37	19	28

VII. Program Capacity

Program Name	Organization	Max Capacity	# of Groups Per Week
Adult Basic Ed (k-5)	AIU	8	4
Batter's Education	Wesley Family Services	20	4
Computer Literacy	AIU	15	4
Coping Skills and Journaling	Maya	20	1
Creative Writing	Write Pittsburgh	15	2
Fatherhood	AIU	15	2
Female GED (K-12)	AIU	10	4
FREE-Workforce Development	ACJ Re-Entry Team	17	2
GED (9-12)	AIU	15	4
Grief Support	HOPE Chaplaincy	10	2
Harm Reduction Education	ACJ Diversion Team	20	2
Men in the Know	PAAR	17	2
Mindfulness and Meditation	Maya	20	1
Parenting	Amachi	20	2
Peace Education	Bo Mesing	20	2
Planning for the Future	Maya	20	1
Positive Parenting Program	A Childs Place	15	1
Pre GED Ed (6-8)	AIU	12	4
Preapprentiship Class	AIU	15	4
Preapprentiship Prep *	AIU	8	4
Purpose with Intent	The Worx!	17	2
Trauma Groups	PAAR	17	1

	12/16/23 to 1/15/24	1/16/24 to 2/15/24	2/16/24 to 3/15/24	3/16/24 to 4/15/24	4/16/24 to 5/15/24
Clinic Visits	247	465	281	286	391
H&Ps	712	855	759	824	804
OBGYN Clinic Visits	31	35	55	28	41
No. of pregnant women	12	13	5	11	11
Pregnant Females on Methadone	0	0	0	0	0
Pregnant Females on Subutex	1	1	2	2	3
Dental Visits	375	264	489	461	501
Medical Housing Unit Admissions	70	63	63	81	78
Medical Housing Unit (Average length of stay)	4.09	3.31	3.53	3.86	3.36
ER Runs	43	45	58	57	41
Offsite Specialty Referrals	40	63	50	45	125
Surgeries	2	1	2	3	3
Intake Screens	712	855	759	824	804
Pre-screens at Booking	1240	1411	1338	1374	1362
D&A (no. of new admissions)	27	24	37	19	28
MH Admissions	85	66	78	96	68
MH Referrals @ Intake	75	95	84	87	95
Admissions to Torrance	2	10	6	7	9
Commitments to Torrance	6	11	7	7	20
Returns from Torrance	6	3	3	5	5
BH Restraint Events	0	0	0	0	0
Suicides	0	0	0	0	0
Suicide Attempts	0	2	3	3	0
Cases of TB	3	1	3	4	4
Positive STD's	12	33	40	27	34

ACJ Healthcare Vacancy Report

Vacancy report does not include all contracted personnel. Part-time positions are 16hr/week.
Staffing is reported for the timeframe: 4/20/2024 – 5/17/2024

Allegheny County Employees	Full Time Staff	Part Time Staff
DEPUTY WARDEN OF HEALTH SERVICES	0	
DEPUTY HEALTH SERVICES ADMINISTRATOR	0	
DIRECTOR OF NURSING	1	
ASSISTANT DIRECTOR OF NURSING	2	
DIRECTOR OF SUBSTANCE USE PROGRAMS	0	
DIRECTOR OF MENTAL HEALTH PROGRAMS	0	
CLINIC MANAGER	0	
STAFF EDUCATOR	0	
HEALTHCARE OFFICE MANAGER	0	
QUALITY IMPROVEMENT MANAGER	0	
HEALTHCARE SOCIAL WORKER	2	
INFECTIOUS DISEASE DIRECTOR	0	
INFECTIOUS DISEASE COORDINATOR	0	
PUBLIC HEALTH NURSE	0	
SUBSTANCE USE RECOVERY NURSE	1	
HEALTHCARE ADMINISTRATION COORDINATORS	1	
DISCHARGE PLANNERS	0	
LICENSED PRACTICAL NURSE	5	0
MEDICAL ASSISTANT	7	4
CERTIFIED NURSING ASSISTANT	5	1
MEDICAL RECORDS CLERK	0	
MENTAL HEALTH REG NURSE	4	1
MENTAL HEALTH SPECIALIST	6	0
PHARMACY/ MEDICATION TECHNICIAN	4	1
BEHAVIORAL HEALTH REHABILITATIVE SPECIALIST	4	1
REGISTERED NURSE	14	3
SUBSTANCE ABUSE COUNSELOR	5	
THERAPIST	8	
SUBSTANCE ABUSE CASE MANAGER	0	
AHN Employees	Full Time Staff	Part Time Staff
DIRECTOR OF OPERATIONS	0	
CHIEF OF CLINICAL SERVICES, MEDICAL DIRECTOR	0	
PHYSICIANS (PRIMARY CARE)	0	
ADVANCED PRACTICE PROVIDER (PRIMARY CARE)	0	0
PSYCHIATRIC DIRECTOR	0	
PHYSICIANS (PSYCHIATRISTS)	1	0
ADVANCED PRACTICE PROVIDER (Mental Health)	0	0
PSYCHOLOGIST	1	
ADDICTIONS MEDICINE ADVANCED PRACTICE PROVIDER	0	
BEHAVIORAL HEALTH CONSULTANT	1	
RADIOLOGY TECHNICIAN	0	
PHLEBOTOMIST	1	
Total County Vacancies	69	11
Total AHN Vacancies	4	0
Total Vacancies	84	51.5%

With our contracted personnel included, our vacancy rate is 12.55%.

Electronic Monitoring Program

April 2024

For the month of April the Electronic Monitoring Unit saved 25,134 jail bed days.

The population on April 1, 2024

641 people

	New Cases Assigned	Active During the Month
Susan Evashavik DiLucente President Judge Court of Common Pleas	138	779
	Number of People Exiting EM	
	Cases Completed Successfully	Successful 111
	Cases Removed (not due to violations)	Death 2
Jill E. Rangos Administrative Judge Criminal Division	Cases Removed for Violations	Absconders* 4
		Technical Violations of Program 7
	Total Exited Program During the Month	124

Alan Pelton
Director

The population on the last day of April 2024

656 people

Ashlee Lynn
Deputy Director of
Operations

Breakdown of Case Type for People Active at End of Month

Robert O'Brien
Deputy Director of
Operations

Managers
Sanjeev Baidyaroy
Charlene Christmas
Stephen Esswein
Renawn Harris
Sarah Manning

IP Sentence	296
Pre Trial (BA)	122
DUI Court	79
Drug Court	55
Co-op Supervision	43
Probation	19
Detainer	14
Veterans Court	8
Parole	6
Sex Offender Court	6
District Judge	4
Mental Health Court	3
EM Sentence	1
Grand Total	656